

## INDEPENDENT AUDITOR'S REPORT

### To The Members of Bothe Windfarm Development Private Limited Report on the Audit of the Financial Statements

#### Opinion

We have audited the accompanying financial statements of Bothe Windfarm Development Private Limited ("the Company"), which comprise the Balance Sheet as at March 31 2024, and the Statement of Profit and Loss (including Other Comprehensive Income), the Statement of Cash Flows and the Statement of Changes in Equity for the year ended on that date, and notes to the financial statements, including a summary of material accounting policies and other explanatory information.

In our opinion and to the best of our information and according to the explanations given to us, the aforesaid financial statements give the information required by the Companies Act, 2013 ("the Act") in the manner so required and give a true and fair view in conformity with the Indian Accounting Standards prescribed under section 133 of the Act, ("Ind AS") and other accounting principles generally accepted in India, of the state of affairs of the Company as at March 31, 2024 and its loss, total comprehensive loss, its cash flows and the changes in equity for the year ended on that date.

#### Basis for Opinion

We conducted our audit of the financial statements in accordance with the Standards on Auditing ("SAs") specified under section 143(10) of the Act. Our responsibilities under those Standards are further described in the Auditor's Responsibility for the Audit of the Financial Statements section of our report. We are independent of the Company in accordance with the Code of Ethics issued by the Institute of Chartered Accountants of India ("ICAI") together with the ethical requirements that are relevant to our audit of the financial statements under the provisions of the Act and the Rules made thereunder, and we have fulfilled our other ethical responsibilities in accordance with these requirements and the ICAI's Code of Ethics. We believe that the audit evidence obtained by us is sufficient and appropriate to provide a basis for our audit opinion on the financial statements.

#### Information Other than the Financial Statements and Auditor's Report Thereon

- The Company's Board of Directors is responsible for the other information. The other information comprises the information included in the Director's report, but does not include the financial statements and our auditor's report thereon.
- Our opinion on the financial statements does not cover the other information and we do not express any form of assurance conclusion thereon.
- In connection with our audit of the financial statements, our responsibility is to read the other information and, in doing so, consider whether the other information is materially inconsistent with the financial statements or our knowledge obtained during the course of our audit or otherwise appears to be materially misstated.
- If, based on the work we have performed, we conclude that there is a material misstatement of this other information, we are required to report that fact. We have nothing to report in this regard.



**Responsibilities of Management and Those Charged with Governance for the Financial Statements**

The Company's Board of Directors is responsible for the matters stated in section 134(5) of the Act with respect to the preparation of these financial statements that give a true and fair view of the financial position, financial performance including other comprehensive income, cash flows and changes in equity of the Company in accordance with the accounting principles generally accepted in India, including Ind AS specified under section 133 of the Act. This responsibility also includes maintenance of adequate accounting records in accordance with the provisions of the Act for safeguarding the assets of the Company and for preventing and detecting frauds and other irregularities; selection and application of appropriate accounting policies; making judgments and estimates that are reasonable and prudent; and design, implementation and maintenance of adequate internal financial controls, that were operating effectively for ensuring the accuracy and completeness of the accounting records, relevant to the preparation and presentation of the financial statements that give a true and fair view and are free from material misstatement, whether due to fraud or error.

In preparing the financial statements, management and Board of Directors is responsible for assessing the Company's ability to continue as a going concern, disclosing, as applicable, matters related to going concern and using the going concern basis of accounting unless the Board of Directors either intend to liquidate the Company or to cease operations, or has no realistic alternative but to do so.

The Company's Board of Directors are also responsible for overseeing the Company's financial reporting process.

**Auditor's Responsibility for the Audit of the Financial Statements**

Our objectives are to obtain reasonable assurance about whether the financial statements as a whole are free from material misstatement, whether due to fraud or error, and to issue an auditor's report that includes our opinion. Reasonable assurance is a high level of assurance, but is not a guarantee that an audit conducted in accordance with SAs will always detect a material misstatement when it exists. Misstatements can arise from fraud or error and are considered material if, individually or in the aggregate, they could reasonably be expected to influence the economic decisions of users taken on the basis of these financial statements.

As part of an audit in accordance with SAs, we exercise professional judgment and maintain professional skepticism throughout the audit. We also:

- Identify and assess the risks of material misstatement of the financial statements, whether due to fraud or error, design and perform audit procedures responsive to those risks, and obtain audit evidence that is sufficient and appropriate to provide a basis for our opinion. The risk of not detecting a material misstatement resulting from fraud is higher than for one resulting from error, as fraud may involve collusion, forgery, intentional omissions, misrepresentations, or the override of internal control.
- Obtain an understanding of internal financial controls relevant to the audit in order to design audit procedures that are appropriate in the circumstances. Under section 143(3)(i) of the Act, we are also responsible for expressing our opinion on whether the Company has adequate internal financial controls with reference to financial statements in place and the operating effectiveness of such controls.
- Evaluate the appropriateness of accounting policies used and the reasonableness of accounting estimates and related disclosures made by the management.



- Conclude on the appropriateness of management's use of the going concern basis of accounting and, based on the audit evidence obtained, whether a material uncertainty exists related to events or conditions that may cast significant doubt on the Company's ability to continue as a going concern. If we conclude that a material uncertainty exists, we are required to draw attention in our auditor's report to the related disclosures in the financial statements or, if such disclosures are inadequate, to modify our opinion. Our conclusions are based on the audit evidence obtained up to the date of our auditor's report. However, future events or conditions may cause the Company to cease to continue as a going concern.
- Evaluate the overall presentation, structure and content of the financial statements, including the disclosures, and whether the financial statements represent the underlying transactions and events in a manner that achieves fair presentation.

Materiality is the magnitude of misstatements in the financial statements that, individually or in aggregate, makes it probable that the economic decisions of a reasonably knowledgeable user of the financial statements may be influenced. We consider quantitative materiality and qualitative factors in (i) planning the scope of our audit work and in evaluating the results of our work; and (ii) to evaluate the effect of any identified misstatements in the financial statements.

We communicate with those charged with governance regarding, among other matters, the planned scope and timing of the audit and significant audit findings, including any significant deficiencies in internal financial controls that we identify during our audit.

We also provide those charged with governance with a statement that we have complied with relevant ethical requirements regarding independence, and to communicate with them all relationships and other matters that may reasonably be thought to bear on our independence, and where applicable, related safeguards.

#### **Other matter**

The transition date opening balance sheet as at April 1, 2022 included in the financial statements, are based on the financial statements as at and for the year ended March 31, 2022 prepared in accordance with the Companies (Accounting Standards) Rules, 2021 (as amended) which were audited by the predecessor auditor, on which the predecessor auditors expressed an unqualified opinion dated July 12, 2022. The adjustments to the transition date opening balance sheet as at April 1, 2022 arising on transition to Ind AS have been audited by us.

Our opinion is not qualified in respect of this matter.

#### **Report on Other Legal and Regulatory Requirements**

1. As required by Section 143(3) of the Act, based on our audit, we report, that:
  - a) We have sought and obtained all the information and explanations which to the best of our knowledge and belief were necessary for the purposes of our audit.
  - b) In our opinion, proper books of account as required by law have been kept by the Company so far as it appears from our examination of those books.
  - c) The Balance Sheet, the Statement of Profit and Loss including Other Comprehensive Income, the Statement of Cash Flows and Statement of Changes in Equity dealt with by this Report are in agreement with the relevant books of account.
  - d) In our opinion, the aforesaid financial statements comply with the Ind AS specified under Section 133 of the Act.
  - e) On the basis of the written representations received from the directors as on March 31, 2024 taken on record by the Board of Directors, none of the directors is disqualified as on March 31, 2024 from being appointed as a director in terms of Section 164(2) of the Act.



*R*

- f) With respect to the adequacy of the internal financial controls with reference to financial statements of the Company and the operating effectiveness of such controls, refer to our separate Report in "Annexure A". Our report expresses an unmodified opinion on the adequacy and operating effectiveness of the Company's internal financial controls with reference to financial statements.
- g) In our opinion and to the best of our information and according to the explanations given to us, the Company being a private company, section 197 of the Act related to the managerial remuneration is not applicable.
- h) With respect to the other matters to be included in the Auditor's Report in accordance with Rule 11 of the Companies (Audit and Auditors) Rules, 2014, as amended in our opinion and to the best of our information and according to the explanations given to us:
- i. The Company does not have any pending litigations which would impact its financial position in its financial statements.
  - ii. The Company did not have any long-term contracts including derivative contracts for which there were any material foreseeable losses.
  - iii. There were no amounts which were required to be transferred to the Investor Education and Protection Fund by the Company.
  - iv. (a) The Management has represented that, to the best of its knowledge and belief, as disclosed in the Note 39(e) to the financial statements no funds have been advanced or loaned or invested (either from borrowed funds or share premium or any other sources or kind of funds) by the Company to or in any other person(s) or entity(ies), including foreign entities ("Intermediaries"), with the understanding, whether recorded in writing or otherwise, that the Intermediary shall, directly or indirectly lend or invest in other persons or entities identified in any manner whatsoever by or on behalf of the Company ("Ultimate Beneficiaries") or provide any guarantee, security or the like on behalf of the Ultimate Beneficiaries.
  - (b) The Management has represented, that, to the best of its knowledge and belief, as disclosed in the Note 39(f) to the financial statements, no funds have been received by the Company from any person(s) or entity(ies), including foreign entities ("Funding Parties"), with the understanding, whether recorded in writing or otherwise, that the Company shall, directly or indirectly, lend or invest in other persons or entities identified in any manner whatsoever by or on behalf of the Funding Party ("Ultimate Beneficiaries") or provide any guarantee, security or the like on behalf of the Ultimate Beneficiaries.
  - (c) Based on the audit procedures performed that have been considered reasonable and appropriate in the circumstances, nothing has come to our notice that has caused us to believe that the representations under sub-clause (i) and (ii) of Rule 11(e), as provided under (a) and (b) above, contain any material misstatement.
  - v. The Company has not declared or paid any dividend during the year and has not proposed final dividend for the year.
  - vi. Based on our examination, which included test checks, the Company has used an accounting software for maintaining its books of account for the financial year ended March 31, 2024 which has a feature of recording audit trail (edit log) facility and the same has operated throughout the year for all relevant transactions recorded in the software. Further, during the course of our audit we did not come across any instance of the audit trail feature being tampered with.

As proviso to Rule 3(1) of the Companies (Accounts) Rules, 2014 is applicable from April 1, 2023, reporting under Rule 11 (g) of the Companies (Audit and Auditors) Rules, 2014 on preservation of audit trail as per the statutory requirements for record retention is not applicable for the financial year ended March 31, 2024.



**Deloitte  
Haskins & Sells LLP**

2. As required by the Companies (Auditor's Report) Order, 2020 ("the Order") issued by the Central Government in terms of Section 143(11) of the Act, we give in "Annexure B" a statement on the matters specified in paragraphs 3 and 4 of the Order.

For **Deloitte Haskins & Sells LLP**  
Chartered Accountants  
(Firm's Registration No. 117366W/W-100018)



**Mehul Parekh**  
(Partner)  
(Membership No. 12153)  
(UDIN: 24121513BKEPHS9185)

Place: Mumbai  
Date: June 9, 2024

**ANNEXURE "A" TO THE INDEPENDENT AUDITOR'S REPORT**

**(Referred to in paragraph 1(f) under 'Report on Other Legal and Regulatory Requirements' section of our report of even date)**

**Report on the Internal Financial Controls with reference to financial statements under Clause (i) of Sub-section 3 of Section 143 of the Companies Act, 2013 ("the Act")**

We have audited the internal financial controls with reference to financial statements, of Bothe Windfarm Development Private Limited ("the Company") as at March 31, 2024 in conjunction with our audit of the financial statements of the Company for the year ended on that date.

**Management's Responsibility for Internal Financial Controls**

The Company's management is responsible for establishing and maintaining internal financial controls with reference to financial statements based on the internal control with reference to financial statements criteria established by the Company considering the essential components of internal control stated in the Guidance Note on Audit of Internal Financial Controls Over Financial Reporting issued by the Institute of Chartered Accountants of India. These responsibilities include the design, implementation and maintenance of adequate internal financial controls that were operating effectively for ensuring the orderly and efficient conduct of its business, including adherence to the company's policies, the safeguarding of its assets, the prevention and detection of frauds and errors, the accuracy and completeness of the accounting records, and the timely preparation of reliable financial information, as required under the Companies Act, 2013.

**Auditor's Responsibility**

Our responsibility is to express an opinion on the Company's internal financial controls with reference to financial statements of the Company based on our audit. We conducted our audit in accordance with the Guidance Note on Audit of Internal Financial Controls Over Financial Reporting (the "Guidance Note") issued by the Institute of Chartered Accountants of India and the Standards on Auditing prescribed under Section 143(10) of the Companies Act, 2013, to the extent applicable to an audit of internal financial controls with reference to financial statements. Those Standards and the Guidance Note require that we comply with ethical requirements and plan and perform the audit to obtain reasonable assurance about whether adequate internal financial controls with reference to financial statements was established and maintained and if such controls operated effectively in all material respects.

Our audit involves performing procedures to obtain audit evidence about the adequacy of the internal financial controls with reference to financial statements and their operating effectiveness. Our audit of internal financial controls with reference to financial statements included obtaining an understanding of internal financial controls with reference to financial statements, assessing the risk that a material weakness exists, and testing and evaluating the design and operating effectiveness of internal control based on the assessed risk. The procedures selected depend on the auditor's judgement, including the assessment of the risks of material misstatement of the financial statements, whether due to fraud or error.

We believe that the audit evidence we have obtained, is sufficient and appropriate to provide a basis for our audit opinion on the Company's internal financial controls with reference to financial statements.



2

**Meaning of Internal Financial Controls with reference to financial statements**

A company's internal financial control with reference to financial statements is a process designed to provide reasonable assurance regarding the reliability of financial reporting and the preparation of financial statements for external purposes in accordance with generally accepted accounting principles. A company's internal financial control with reference to financial statements includes those policies and procedures that (1) pertain to the maintenance of records that, in reasonable detail, accurately and fairly reflect the transactions and dispositions of the assets of the company; (2) provide reasonable assurance that transactions are recorded as necessary to permit preparation of financial statements in accordance with generally accepted accounting principles, and that receipts and expenditures of the company are being made only in accordance with authorisations of management and directors of the company; and (3) provide reasonable assurance regarding prevention or timely detection of unauthorised acquisition, use, or disposition of the company's assets that could have a material effect on the financial statements.

**Inherent Limitations of Internal Financial Controls with reference to financial statements**

Because of the inherent limitations of internal financial controls with reference to financial statements, including the possibility of collusion or improper management override of controls, material misstatements due to error or fraud may occur and not be detected. Also, projections of any evaluation of the internal financial controls with reference to financial statements to future periods are subject to the risk that the internal financial control with reference to financial statements may become inadequate because of changes in conditions, or that the degree of compliance with the policies or procedures may deteriorate.

**Opinion**

In our opinion, to the best of our information and according to the explanations given to us, the Company has, in all material respects, an adequate internal financial controls with reference to financial statements and such internal financial controls with reference to financial statements were operating effectively as at March 31, 2024, based on the criteria for internal financial control with reference to financial statements established by the Company considering the essential components of internal control stated in the Guidance Note on Audit of Internal Financial Controls Over Financial Reporting issued by the Institute of Chartered Accountants of India.

For **Deloitte Haskins & Sells LLP**  
Chartered Accountants  
(Firm's Registration No. 117366W/W-100018)



**Mehul Parekh**  
(Partner)  
(Membership No. 12153)  
(UDIN: 24121513BKEPHS9185)

Place: Mumbai  
Date: June 9, 2024

**ANNEXURE B TO THE INDEPENDENT AUDITOR'S REPORT**

**(Referred to in paragraph 2 under 'Report on Other Legal and Regulatory Requirements' section of our report of even date)**

In terms of the information and explanations sought by us and given by the Company and the books of account and records examined by us in the normal course of audit and to the best of our knowledge and belief, we state that:

(i) (a) (A) The Company has maintained proper records showing full particulars, including quantitative details and situation of property, plant and equipment and relevant details of right-of-use assets.

(B) The Company does not hold any intangible assets, reporting under clause 3(i)(B) of the order is not applicable.

(b) The Company has a program of verification of property, plant and equipment so to cover all the items over a period of 3 years which, in our opinion, is reasonable having regard to the size of the Company and the nature of its assets. Pursuant to the program, certain property, plant and equipment were due for verification during the year and were physically verified by the management during the year. According to the information and explanations given to us, no material discrepancies were noticed on such verification.

(c) Based on the examination of the registered title deed and other records provided to us, we report that, the title deeds of immovable properties (other than immovable properties where the Company is the lessee and the lease agreements are duly executed in favour of the Company), included in property plant and equipment aggregating to Rs 2,923.46 lakhs are held in the name of the Company by way of registered sale deed/ lease deeds and immovable properties aggregating to Rs 1,887.33 lakhs are held by way of registered agreement to sell or registered power of attorney.

(d) The Company has not revalued any of its property, plant and equipment (including right-of-use asset) during the year. The Company does not have any intangible assets.

(e) No proceedings have been initiated during the year or are pending against the Company as at 31 March 2024 for holding any benami property under the Benami Transactions (Prohibition) Act, 1988 (as amended in 2016) and rules made thereunder.

(ii) (a) The Company does not have any inventory and hence reporting under clause (ii)(a) of the Order is not applicable.

(b) The Company has been sanctioned working capital limits in excess of Rs. 5 crores, in aggregate, at points of time during the year, from banks on the basis of security of current assets. In our opinion and according to the information and explanations given to us, the quarterly returns or statements comprising stock and book debt statements, filed by the Company with such banks are in agreement with the unaudited books of account of the Company of the respective quarters. The Company has not been sanctioned any working capital facility from financial institutions.

(iii) (a) The Company has provided unsecured loans during the year and details of which are given below:

	<b>Loans (Rs. in lakhs)</b>
A. Aggregate amount granted / provided during the year:	
- Holding Company	9,000.00
- Fellow subsidiaries	9,995.00
B. Balance outstanding as at balance sheet date in respect of above cases:	
- Holding Company	16,333.00
- Fellow subsidiaries	13,965.00

*\*includes balance outstanding at the beginning of the year*





The Company has not investments, provided any guarantee or security to any other entity during the year.

(b) The loans granted during the year are in our opinion, prima facie, not prejudicial to the Company's interest.

(c) In respect of loans granted by the Company to Holding Company, the schedule of repayment of principal and payment of interest has been stipulated and the repayments of principal amounts and receipts of interest are regular as per stipulation. The Company has also granted interest free loan to fellow subsidiary that are payable at any date but not later than the maturity of NCDs issued by that fellow subsidiary. In the absence of such schedule, we are unable to comment on the regularity of the repayments of principal amounts and payment of interest of such loan.

(d) In respect of loans granted by the Company, there is no amount overdue for more than 90 days at the balance sheet date.

(e) None of the loans granted by the Company have fallen due during the year, has been renewed or extended or fresh loans granted to settle the over dues of existing loans given to the same parties.

(f) According to information and explanations given to us and based on the audit procedures performed, the Company has not granted any loans or advances in the nature of loans either repayable on demand or without specifying any terms or period of repayment during the year. Hence, reporting under clause (iii)(f) is not applicable.

(iv) The Company has complied with the provisions of Sections 185 of the Companies Act, 2013 in respect of loans granted and guarantees provided. There are no securities given in respect of which provisions of Section 185 of Companies Act 2013 are applicable. Further in our opinion and according to information and explanations given to us, provisions of section 186 of the Companies Act 2013 are not applicable to the Company.

(v) The Company has not accepted any deposit or amounts which are deemed to be deposits. Hence, reporting under clause (v) of the Order is not applicable.

(vi) The maintenance of cost records has been specified by the Central Government under section 148(1) of the Companies Act, 2013. We have broadly reviewed the books of account maintained by the Company pursuant to the Companies (Cost Records and Audit) Rules, 2014, as amended, prescribed by the Central Government for maintenance of cost records under Section 148(1) of the Companies Act, 2013, and are of the opinion that, prima facie, the prescribed cost records have been made and maintained by the Company. We have, however, not made a detailed examination of the cost records with a view to determine whether they are accurate or complete.

(vii) In respect of statutory dues:

(a) Undisputed statutory dues, including Goods and Service tax, Provident Fund, Employees' State Insurance, Income-tax, Sales Tax, Service Tax, duty of Customs, duty of Excise, Value Added Tax, cess and other material statutory dues applicable to the Company have been regularly deposited by it with the appropriate authorities.

There were no undisputed amounts payable in respect of Goods and Service tax, Provident Fund, Income-tax and other material statutory dues in arrears as at March 31, 2024 for a period of more than six months from the date they became payable.

(b) There are no statutory dues referred in sub-clause (a) above which have not been deposited on account of disputes as on March 31, 2024.

(viii) There were no transactions relating to previously unrecorded income that were surrendered or disclosed as income in the tax assessments under the Income Tax Act, 1961 (43 of 1961) during the year.



# Deloitte Haskins & Sells LLP

- (ix) (a) In our opinion, the Company has not defaulted in the repayment of loans or other borrowings or in the payment of interest thereon to any lender during the year.
- (b) The Company has not been declared wilful defaulter by any bank or financial institution or government or any government authority.
- (c) The Company has not taken any term loan during the year and there are no unutilised term loans at the beginning of the year and hence, reporting under clause (ix)(c) of the Order is not applicable.
- (d) On an overall examination of the financial statements of the Company, funds raised on short-term basis have, prima facie, not been used during the year for long-term purposes by the Company.
- (e) The Company did not have any subsidiary or associate or joint venture during the year and hence, reporting under clause (ix)(e) and (f) of the Order is not applicable.
- (x) (a) The Company has not raised moneys by way of initial public offer or further public offer (including debt instruments) during the year and hence reporting under clause (x)(a) of the Order is not applicable.
- (b) During the year the Company has not made any preferential allotment or private placement of shares or convertible debentures (fully or partly or optionally) and hence reporting under clause (x)(b) of the Order is not applicable to the Company.
- (xi) (a) To the best of our knowledge, no fraud by the Company and no material fraud on the Company has been noticed or reported during the year.
- (b) To the best of our knowledge, no report under sub-section (12) of section 143 of the Companies Act has been filed in Form ADT-4 as prescribed under rule 13 of Companies (Audit and Auditors) Rules, 2014 with the Central Government, during the year and up to the date of this report.
- (c) As represented to us by the Management, there were no whistle blower complaints received by the Company during the year.
- (xii) The Company is not a Nidhi Company and hence reporting under clause (xii) of the Order is not applicable.
- (xiii) In our opinion, the Company is in compliance with section 188 of the Companies Act for all transactions with the related parties and the details of related party transactions have been disclosed in the financial statements etc. as required by the applicable accounting standards. The Company is a private company and hence the provisions of section 177 of the Companies Act, 2013 are not applicable to the Company.
- (xiv) (a) In our opinion the Company has an adequate internal audit system commensurate with the size and the nature of its business.
- (b) We have considered, the internal audit reports for the year under audit, issued to the Company during the year and till date.
- (xv) In our opinion, during the year the Company has not entered into any non-cash transactions with its directors or persons connected with its directors and hence provisions of section 192 of the Companies Act, 2013 are not applicable to the Company.
- (xvi) (a) The Company is not required to be registered under section 45-I of the Reserve Bank of India Act, 1934. Hence, reporting under clause (xvi)(a), (b) and (c) of the Order is not applicable.
- (d) The Group does not have any CIC as part of the group and accordingly reporting under clause (xvi)(d) of the Order is not applicable.



# Deloitte Haskins & Sells LLP

- (xvii) The Company has not incurred cash losses during the financial year covered by our audit and in the immediately preceding financial year.
- (xviii) There has been no resignation of the statutory auditors of the Company during the year.
- (xix) On the basis of the financial ratios, ageing and expected dates of realization of financial assets and payment of financial liabilities, other information accompanying the financial statements and our knowledge of the Board of Directors and Management plans and based on our examination of the evidence supporting the assumptions, nothing has come to our attention, which causes us to believe that any material uncertainty exists as on the date of the audit report indicating that Company is not capable of meeting its liabilities existing at the date of balance sheet as and when they fall due within a period of one year from the balance sheet date. We, however, state that this is not an assurance as to the future viability of the Company. We further state that our reporting is based on the facts up to the date of the audit report and we neither give any guarantee nor any assurance that all liabilities falling due within a period of one year from the balance sheet date, will get discharged by the Company as and when they fall due.
- (xx) The Company has fully spent the required amount towards Corporate Social Responsibility (CSR) and there are no unspent CSR amount for the year requiring a transfer to a Fund specified in Schedule VII to the Companies Act or special account in compliance with the provision of sub-section (6) of section 135 of the said Act. Accordingly, reporting under clause (xx) of the Order is not applicable for the year.

For **Deloitte Haskins & Sells LLP**  
Chartered Accountants  
(Firm's Registration No. 117366W/W-100018)



**Mehul Parekh**  
(Partner)

(Membership No. 12153)  
(UDIN: 24121513BKEPHS9185)

Place: Mumbai  
Date: June 9, 2024

Particulars	Note no.	As at March 31, 2024	As at March 31, 2023	As at April 01, 2022
<b>ASSETS</b>				
<b>1) Non-current assets</b>				
a) Property, plant and equipment	4	86,019.20	90,352.23	95,615.57
b) Right-of-use assets	5	6.16	6.56	6.96
c) Financial assets				
i) Loans	6	25,423.23	11,182.43	6,617.25
ii) Unbilled revenue		3,146.41	3,083.21	1,392.96
iii) Other financial assets	7	101.65	100.15	100.16
d) Income tax assets (net)	9	356.28	95.74	149.43
e) Other non-current assets	10	54.13	134.42	122.11
<b>Total non-current assets</b>		<b>1,15,107.06</b>	<b>1,04,954.74</b>	<b>1,04,004.44</b>
<b>2) Current assets</b>				
a) Financial assets				
i) Trade receivables	11	3,259.09	6,101.18	24,047.69
ii) Unbilled revenue		1,400.33	1,128.24	1,378.09
iii) Cash and cash equivalents	12	3,568.92	16,086.91	10,855.55
iv) Bank balances other than (iii) above	13	4,157.46	5,246.69	4,900.43
v) Other financial assets	7	37.68	630.14	403.65
b) Other current assets	10	240.82	506.00	186.50
<b>Total current assets</b>		<b>12,664.30</b>	<b>29,699.16</b>	<b>41,771.91</b>
<b>Total assets</b>		<b>1,27,771.36</b>	<b>1,34,653.90</b>	<b>1,45,776.35</b>
<b>EQUITY &amp; LIABILITIES</b>				
<b>Equity</b>				
a) Equity share capital	14	21,437.50	21,437.50	21,437.50
b) Other equity	15	(792.40)	3,324.48	(353.34)
<b>Total equity</b>		<b>20,645.10</b>	<b>24,761.98</b>	<b>21,084.16</b>
<b>Liabilities</b>				
<b>1) Non-current liabilities</b>				
a) Financial liabilities				
i) Borrowings	16	79,376.82	84,125.39	89,826.09
b) Provisions	18	120.95	95.39	80.58
c) Deferred tax liabilities (net)	8	5,613.39	3,974.98	3,107.90
<b>Total non-current liabilities</b>		<b>85,111.16</b>	<b>88,195.76</b>	<b>93,014.57</b>
<b>2) Current liabilities</b>				
a) Financial liabilities				
i) Borrowings	16	20,977.88	20,135.08	30,400.51
ii) Trade payables	19			
(a) Total outstanding dues of micro and small enterprises		5.15	2.78	1.47
(b) Total outstanding dues of creditors other than micro and small enterprises		706.78	736.58	297.06
iii) Other financial liabilities	17	219.49	727.54	902.79
b) Other current liabilities	20	43.53	39.45	31.12
c) Provisions	18	62.27	54.73	44.67
<b>Total current liabilities</b>		<b>22,015.10</b>	<b>21,696.16</b>	<b>31,677.62</b>
<b>Total equity and liabilities</b>		<b>1,27,771.36</b>	<b>1,34,653.90</b>	<b>1,45,776.35</b>

The accompanying material accounting policies and notes form an integral part of the financial statements.

1-44

In terms of our report attached of even date


For Deloitte Haskins & Sells LLP  
Chartered Accountants

  
Mehul Parekh  
Partner  
Membership No. : 121513  
Place: Mumbai  
Date: June 09, 2024

For and on behalf of Board of Directors of  
BOTHE WINDFARM DEVELOPMENT PRIVATE LIMITED

  
Nilesh Patil  
Director and Finance Controller  
DIN:09426673  
Place: Mumbai  
Date: June 07, 2024

  
Raja Parthasarathy  
Director  
DIN : 02182373  
Place: Mumbai  
Date: June 07, 2024

  
Daya Shah  
Company Secretary  
Membership No. :A38079  
Place: Mumbai  
Date: June 07, 2024



**BOTHE WINDFARM DEVELOPMENT PRIVATE LIMITED**  
**CIN: U40102MH2011PTC218158**  
**Statement of Profit and Loss for the year ended March 31, 2024**  
**All amounts are ₹ in Lakhs unless otherwise stated**

Particulars		Note no.	For the year ended March 31, 2024	For the year ended March 31, 2023
<b>Income</b>				
I.	Revenue from operations	21	23,608.27	23,907.77
II.	Other income	22	3,549.44	6,158.86
III.	<b>Total income (I+II)</b>		<b>27,157.71</b>	<b>30,066.63</b>
<b>IV. Expenses</b>				
	(a) Operating & maintenance expenses	23	4,010.75	3,839.24
	(b) Employee benefit expense	24	1,082.12	742.07
	(c) Finance costs	25	14,148.41	12,497.15
	(d) Depreciation and amortisation expense	26	5,101.95	5,307.00
	(e) Other expenses	27	1,905.55	1,871.95
	<b>Total expenses</b>		<b>26,248.78</b>	<b>24,257.41</b>
V.	<b>Profit before tax (III-IV)</b>		<b>908.93</b>	<b>5,809.22</b>
<b>VI. Tax expenses</b>		28		
	(a) Current tax		48.50	-
	(b) Deferred tax		2,478.74	1,185.29
	<b>Total tax expense</b>		<b>2,527.24</b>	<b>1,185.29</b>
VII.	<b>(Loss)/profit after tax (VI-VII)</b>		<b>(1,618.31)</b>	<b>4,623.93</b>
<b>VIII. Other comprehensive income</b>				
Items that will not be reclassified subsequently to profit or loss:				
	i) Remeasurement of net defined benefit liability		(4.10)	2.71
	ii) Income tax relating to above	28	1.03	(0.68)
	<b>Other comprehensive (loss) / income for the year, net of tax</b>		<b>(3.07)</b>	<b>2.03</b>
<b>Total comprehensive (loss) / income for the year (VIII+IX)</b>			<b>(1,621.38)</b>	<b>4,625.96</b>
<b>IX. Earning per share of face value of ₹ 10/- each</b>		29		
	Basic ( in ₹)		(0.38)	1.08
	Diluted ( in ₹)		(0.38)	1.08
The accompanying material accounting policies and notes form an integral part of the financial statements.		1-44		


In terms of our report attached of even date

For Deloitte Haskins & Sells LLP  
Chartered Accountants

  
Mehul Parekh  
Partner  
Membership No. : 121513  
Place: Mumbai  
Date: June 09, 2024

For and on behalf of Board of Directors of  
BOTHE WINDFARM DEVELOPMENT PRIVATE LIMITED

  
Nilesch Patil  
Director and Finance Controller  
DIN: 09426673  
Place: Mumbai  
Date: June 07, 2024

  
Raja Parthasarathy  
Director  
DIN : 02182373  
Place: Mumbai  
Date: June 07, 2024

  
Daya Shah  
Company Secretary  
Membership No. :A38079  
Place: Mumbai  
Date: June 07, 2024



**BOTHE WINDFARM DEVELOPMENT PRIVATE LIMITED**  
**CIN: U40102MH2011PTC218158**  
**Statement of Cashflow for the year ended March 31, 2024**  
**All amounts are ₹ in Lakhs unless otherwise stated**

Particulars	For the year ended March 31, 2024	For the year ended March 31, 2023
<b>Cash flows from operating activities</b>		
Profit before tax	908.93	5,809.22
<b>Adjustments for:</b>		
Depreciation and amortisation expense	5,101.95	5,307.00
Sundry credit balances written back	-	(1,211.30)
Assets written off	-	2.37
Net gain on loans given to related parties measured at fair value through profit and loss	(781.66)	(482.65)
Interest income	(2,767.78)	(4,452.90)
Finance costs - related parties	13,871.33	12,002.52
Finance costs - others	277.08	494.63
<b>Operating profit before working capital changes</b>	<b>16,609.85</b>	<b>17,468.89</b>
<b>Movements in working capital:</b>	<b>3,265.17</b>	<b>20,943.93</b>
Decrease in trade receivables and Unbilled revenue	2,506.79	17,692.11
Decrease in financial and other assets	1,260.79	2,925.03
(Decrease)/increase in trade and other payables	(27.44)	466.13
Increase in provisions	29.00	27.58
(Decrease) in financial and other liabilities	(503.97)	(166.92)
<b>Cash generated from operations</b>	<b>19,875.02</b>	<b>38,412.82</b>
Income taxes paid (net of refund)	(144.20)	57.06
<b>Net cash inflow from operating activities (A)</b>	<b>19,730.82</b>	<b>38,469.88</b>
<b>Cash flows from investing activities</b>		
Purchase of property, plant and equipment	(731.04)	(45.63)
Loans given to parent company	(9,000.00)	(6,745.42)
Loans given to fellow subsidiaries	(9,995.00)	(10,100.00)
Loans repaid by fellow subsidiaries	3,620.00	11,885.00
Proceeds from bank deposits (net)	1,080.05	(357.75)
Interest received	831.36	588.56
<b>Net cash (outflow) from investing activities (B)</b>	<b>(14,194.63)</b>	<b>(4,775.24)</b>
<b>Cash flows from financing activities</b>		
Repayment of non-convertible debentures	(7,531.87)	(5,214.37)
Repayment of loan from bank	(364.07)	(11,405.91)
Finance cost paid - to related parties	(9,871.74)	(11,261.65)
Finance cost paid - to others	(286.50)	(581.36)
<b>Net cash (outflow) from financing activities (C)</b>	<b>(18,054.18)</b>	<b>(28,463.28)</b>
<b>Net (decrease) / increase in cash and cash equivalents (A+B+C)</b>	<b>(12,517.99)</b>	<b>5,231.36</b>
Cash and cash equivalents at the beginning of the year	16,086.91	10,855.55
<b>Cash and cash equivalents at the end of the year</b>	<b>3,568.92</b>	<b>16,086.91</b>
<b>Reconciliation of cash and cash equivalents as per the cash flow statement</b>		
Cash and cash equivalents (Refer note 12)	3,568.92	16,086.91
<b>Balance as per statement of cash flows</b>	<b>3,568.92</b>	<b>16,086.91</b>

Refer note 16.4 for reconciliation of changes in liabilities arising from financing activities.

The accompanying material accounting policies and notes form an integral part of the financial statements.

1-44


The above cash flow statement has been prepared under the "Indirect Method" as set out in the Indian Accounting Standard (Ind AS - 7) "Statement of Cash Flows".

In terms of our report attached of even date


For Deloitte Haskins & Sells LLP  
Chartered Accountants

  
Mehul Parekh  
Partner  
Membership No. : 121513  
Place: Mumbai  
Date: June 09, 2024

For and on behalf of Board of Directors of  
BOTHE WINDFARM DEVELOPMENT PRIVATE LIMITED

  
Nilesh Patil  
Director and Finance Controller  
DIN:09426673  
Place: Mumbai  
Date: June 07, 2024

  
Raja Parthasarathy  
Director  
DIN : 02182373  
Place: Mumbai  
Date: June 07, 2024

  
Daya Shah  
Company Secretary  
Membership No. :A38079  
Place: Mumbai  
Date: June 07, 2024



2

A) Equity share capital

For the year ended March 31, 2024

Balance as at April 1, 2023	Changes in equity share capital due to prior period errors	Restated balance at April 1, 2023	Changes in equity share capital during the period	Balance as at March 31, 2024
21,437.50	-	21,437.50	-	21,437.50

For the year ended March 31, 2023

Balance as at April 1, 2022	Changes in equity share capital due to prior period errors	Restated balance as at April 1, 2022	Changes in equity share capital during the period	Balance as at March 31, 2023
21,437.50	-	21,437.50	-	21,437.50

B) Other equity

Particulars	Reserves and surplus				Items of OCI	Total
	Equity component of compulsory convertible debentures	Retained earnings	Deemed contribution from parent company	Deemed distribution to parent company	Remeasurement of defined benefit plan	
Balance as at April 01, 2022	7,277.77	(10,230.76)	5,216.98	(2,616.64)	(0.69)	(353.34)
Profit for the year	-	4,623.93	-	-	-	4,623.93
Remeasurement of net defined benefit liability (net of tax)	-	-	-	-	2.03	2.03
<b>Total Comprehensive income for the year</b>	-	4,623.93	-	-	2.03	4,625.96
Changes during the year on account of early repayment of loans given to fellow subsidiaries	-	-	3,753.15	-	-	3,753.15
Interest free loans given to fellow subsidiaries	-	-	-	(3,119.40)	-	(3,119.40)
Loans given to parent company	-	-	-	(1,900.78)	-	(1,900.78)
Deferred tax impact on above	-	-	(944.59)	1,263.48	-	318.89
<b>Balance as at March 31, 2023</b>	7,277.77	(5,606.83)	8,025.54	(6,373.34)	1.34	3,324.48
Loss for the year	-	(1,618.31)	-	-	-	(1,618.31)
Remeasurement of net defined benefit liability (net of tax)	-	-	-	-	(3.07)	(3.07)
<b>Total Comprehensive (loss) for the year</b>	-	(1,618.31)	-	-	(3.07)	(1,621.38)
Changes during the year on account of early repayment of loans given to fellow subsidiaries	-	-	693.82	-	-	693.82
Interest free loans given to fellow subsidiaries	-	-	-	(2,203.02)	-	(2,203.02)
Loans given to parent company	-	-	-	(1,825.60)	-	(1,825.60)
Deferred tax impact on above	-	-	(174.62)	1,013.92	-	839.30
<b>Balance as at March 31, 2024</b>	7,277.77	(7,225.14)	8,544.74	(9,388.04)	(1.73)	(792.40)

The accompanying material accounting policies and notes form an integral part of the financial statements.

1-44

In terms of our report attached of even date

For Deloitte Haskins & Sells LLP  
Chartered Accountants

Mehul Parakh  
Partner  
Membership No. : 121513  
Place: Mumbai  
Date: June 09, 2024

For and on behalf of Board of Directors of  
BOTHE WINDFARM DEVELOPMENT PRIVATE LIMITED

Nilesh Patil  
Director and Finance Controller  
DIN:09426673  
Place: Mumbai  
Date: June 07, 2024

Raja Parthasarathy  
Director  
DIN : 02182373  
Place: Mumbai  
Date: June 07, 2024

Daya Shah  
Company Secretary  
Membership No. :A38079  
Place: Mumbai  
Date: June 07, 2024



**BOTHE WINDFARM DEVELOPMENT PRIVATE LIMITED**

CIN: U40102MH2011PTC218158

Notes to the Financial Statements as at March 31, 2024

All amounts are ₹ in lakhs unless otherwise stated

**1. Corporate Information**

Bothe Windfarm Development Private Limited (the "Company") is a private company domiciled in India. The company is in the business of generation and sale of electricity. The Company has, as at March 31, 2024, operating Wind Mills of 199.7 MW capacity located at Bothe, District Satara, Maharashtra.

**2. Basis of Preparation**

In accordance with the notification dated February 16, 2015, issued by Ministry of Corporate Affairs, the Company has voluntarily adopted Indian Accounting Standards notified under section 133 of the Act read with the Companies (Indian Accounting Standards) Rules, 2015, as amended ("Ind AS") with effect from April 01, 2023. Accordingly, the transition date for adoption of Ind AS is April 01, 2022 for reporting under requirements of the Act.

Up to the year ended March 31, 2022, the Company prepared its financial statements in accordance with the requirements of previous GAAP, which includes Standards notified under the Companies (Accounting Standards) Amendment Rules, 2016.

The Financial Statements are presented in Indian Rupees and all amounts disclosed in the financial statements and notes have been rounded off to the nearest lakhs, unless otherwise stated.

These Financial Statements have been approved by the Board of Directors of the Company on June 07, 2024.

**Basis of Accounting**

The Company maintains its accounts on accrual basis following historical cost convention, except for certain assets and liabilities that are measured at fair value in accordance with Ind AS.

The Company has prepared the financial statements on the basis that it will continue to operate as a going concern.

In preparing these financial statements, management has made judgements, estimates and assumptions that affect the application of accounting policies and the reported amounts of assets, liabilities, income and expenses. Actual results may differ from these estimates.

Estimates and underlying assumptions are reviewed on an ongoing basis. Revisions to accounting estimates are recognised prospectively in the year in which the estimates are revised and in any future periods affected.

The areas involving critical estimates or judgements are:

- Determination of useful lives of property, plant and equipment
- Impairment test of non-financial assets
- Recognition of deferred tax assets
- Recognition and measurement of provisions and contingencies
- Fair value of financial instruments
- Impairment of financial assets
- Measurement of defined benefit obligations
- Revenue recognition





**BOTHE WINDFARM DEVELOPMENT PRIVATE LIMITED**

CIN: U40102MH2011PTC218158

Notes to the Financial Statements as at March 31, 2024

All amounts are ₹ in lakhs unless otherwise stated

- Determination of incremental borrowing rate for leases
- Provision for expected credit losses of trade receivables
- Decommissioning liabilities
- Share based payments

**3. Material Accounting Policies**

**(a) Current versus non-current classification**

All assets and liabilities have been classified as current or non-current as per the Company's normal operating cycle and other criteria set out in Schedule III to the Companies Act 2013. Terms of a liability that could, at the option of the counterparty, result in its settlement by the issue of equity instruments do not affect its classification.

Based on the nature of products and the time between the acquisition of assets for processing and their realization in cash and cash equivalents, the company has ascertained its operating cycle as twelve months for the purpose of current / non-current classification of assets and liabilities.

Deferred tax assets and liabilities are classified as non-current assets and liabilities. Advance tax paid is classified as non-current assets.

**(b) Revenue from contract with customers**

**i) Sale of electricity**

Revenue from the sale of electricity is recognized on the basis of the number of units of power generated and supplied in accordance with joint meter readings undertaken on a monthly basis by representatives of the licensed distribution or transmission utilities and at the rates prevailing on the date of supply to grid as determined by the power purchase agreements entered or as per the Average Power Purchase Cost (APPC) rates prescribed under tariff order issued by Maharashtra Electricity Regulatory Commission (MERC) in case of unsigned PPAs.

Revenue is measured based on the transaction price, which is the consideration, adjusted for discounts and other incentives, if any, as specified in the contract with the customer or on account of change in law. Revenue also excludes taxes or other amounts collected from customers in its capacity as an agent. If the consideration in a contract includes a variable amount or consideration payable to the customer, the Company estimates the amount of consideration to which it will be entitled in exchange for transferring the goods/services to the customer. The variable consideration is estimated at contract inception and constrained until it is highly probable that a significant revenue reversal in the amount of cumulative revenue recognised will not occur when the associated uncertainty with the variable consideration is subsequently resolved.

Active and reactive charges are recorded as operating expenses and not adjusted against sale of power.

**ii) Contract balances**

A trade receivable represents the Company's right to an amount of consideration that is unconditional i.e. only the passage of time is required before payment of consideration is due and the amount is billable.

Unbilled revenue represents the revenue that the Company recognizes where the PPA is signed and of 6.3 MW where PPA is yet to be signed but invoices are raised subsequently.



**BOTHE WINDFARM DEVELOPMENT PRIVATE LIMITED**

CIN: U40102MH2011PTC218158

Notes to the Financial Statements as at March 31, 2024

All amounts are ₹ in lakhs unless otherwise stated

Advance from customer represents a contract liability is the obligation to transfer goods or services to a customer for which the Company has received consideration (or an amount of consideration is due) from the customer.

**(c) Government grants**

**i) Generation Based Incentive**

Generation Based Incentive ("GBI") income is earned and recognized on the eligible projects which sell electricity to licensed distribution utilities at tariffs determined by relevant State Electricity Regulatory Commissions ("SERCs"). GBI is paid at a fixed price of INR 0.50/kwh of electricity units sold subject to a cap of INR 10 million/MW of capacity installed for the electricity fed into the grid for a period not less than four years and a maximum of ten years. GBI is paid by Government of India and, hence, carries a sovereign risk. GBI income is recognized at the same time as the revenue in relation to sale of electricity generation is recognized.

**ii) Verified Carbon Units**

Revenue from Verified Carbon Units ("VCU") is recognised upon issuance and sale of VCUs. Any unsold VCUs which are granted to the Group are accrued at a nominal value.

**(d) Taxes**

**i) Current Tax**

Current income tax assets and liabilities for the current and prior periods are measured at the amount expected to be recovered from or paid to the taxation authorities. Current income taxes are recognized in the statement of profit and loss except to the extent that the tax relates to items recognized outside profit and loss, either in other comprehensive income or directly in equity. Management periodically evaluates positions taken in the tax returns with respect to situations in which applicable tax regulations are subject to interpretation and establishes provisions where appropriate.

**ii) Deferred Tax**

Deferred tax is recognised on temporary differences between the carrying amounts of assets and liabilities in the Financial Statements and the corresponding tax bases used in the computation of taxable profit. Deferred tax liabilities are generally recognised for all taxable temporary differences. Deferred tax assets are generally recognised for all deductible temporary differences to the extent that it is probable that taxable profits will be available against which those deductible temporary differences can be utilised. Such deferred tax assets and liabilities are not recognised if the temporary difference arises from the initial recognition (other than in a business combination) of assets and liabilities in a transaction that affects neither the taxable profit nor the accounting profit.

Deferred tax assets are recognized for all deductible temporary differences, the carry forward of unused tax credits and unused tax losses, to the extent that the entity has sufficient taxable temporary differences or there is convincing other evidence that sufficient taxable profit will be available against which the deductible temporary differences, and the carry forward of unused tax credits and unused tax losses can be utilized.



**BOTHE WINDFARM DEVELOPMENT PRIVATE LIMITED**

CIN: U40102MH2011PTC218158

Notes to the Financial Statements as at March 31, 2024

All amounts are ₹ in lakhs unless otherwise stated

The carrying amount of deferred tax assets is reviewed at the end of each reporting period and reduced to the extent that it is no longer probable that sufficient taxable profit will be available to allow all or part of the deferred tax asset to be utilized. Unrecognized deferred tax assets are reassessed at the end of each reporting period and are recognized to the extent that it has become probable that future taxable profit will allow the deferred tax asset to be recovered.

Deferred tax assets and liabilities are measured at the tax rates that are expected to apply in the year when the asset is realized or the liability is settled, based on tax rates (and tax laws) that have been enacted or substantively enacted at the end of each reporting period.

Deferred tax relating to items recognized outside profit and loss is recognized outside profit and loss. Deferred tax items are recognized in correlation to the underlying transaction either in other comprehensive income or directly in equity.

**(e) Property, plant and equipment**

All items of property, plant and equipment, including freehold land, are initially recorded at cost. Subsequent to initial recognition, property, plant and equipment other than freehold land are measured at cost less accumulated depreciation and any accumulated impairment losses. Freehold land has an unlimited useful life and therefore is not depreciated. The cost of property, plant and equipment comprises its purchase price net of any trade discounts and rebates, any import duties and other taxes (other than those subsequently recoverable from the tax authorities), any directly attributable expenditure on making the asset ready for its intended use, including relevant borrowing costs for qualifying assets and any expected costs of decommissioning.

The Company provides depreciation on Straight line basis (SLM) / Written down value (WDV) basis on all assets over useful life estimated by the management. The Company has used the following useful life to provide depreciation on its property, plant and equipment.

Category of property, plant and equipment	SLM/WDV	Useful life
Plant and equipment*	SLM	8 - 40 years
	WDV	6 - 15 Years
Furniture and fixtures	WDV	10 Years
Vehicles	WDV	10 Years
Office equipment	WDV	5 Years
Computer	WDV	3 Years

\* Based on technical estimate, the useful life of Plant & equipment are different than indicated in Schedule II to the Companies Act, 2013.

Temporary structures are depreciated fully in the year in which they are capitalised.

Right-of-use assets are depreciated over the shorter period of the lease term and the useful life of the underlying asset.

The residual values, useful lives and methods of depreciation of property, plant and equipment are reviewed at each financial year end and adjusted prospectively, if appropriate. The carrying values of property, plant and



equipment are reviewed for impairment when events or changes in circumstances indicate that the carrying value may not be recoverable.

An item of property, plant and equipment is derecognized upon disposal or when no future economic benefits are expected to arise from the continued use of the assets.

**(f) Borrowing costs**

Borrowing costs directly attributable to the acquisition, construction or production of an asset that necessarily takes a substantial period of time to get ready for its intended use or sale are capitalised as part of the cost of the asset, until such time as the asset is substantially ready for its intended use or sale. All other borrowing costs are expensed in the period in which they occur. Borrowing costs consist of interest and other costs that an entity incurs in connection with the borrowing of funds. Investment income earned on the temporary investment of specific borrowings pending their expenditure on qualifying assets is deducted from the borrowing costs eligible for capitalisation.

**(g) Leases**

*Company as a lessee*

The Company applies a single recognition and measurement approach for all leases, except for short-term leases and leases of low-value assets. The Company recognises lease liabilities to make lease payments and right-of-use assets representing the right to use the underlying assets.

**Right of use assets**

The Company recognises right-of-use assets at the commencement date of the lease (i.e., the date the underlying asset is available for use). Right-of-use assets are measured at cost, less any accumulated depreciation and impairment losses, and adjusted for any remeasurement of lease liabilities. The cost of right-of-use assets includes the amount of lease liabilities recognised, initial direct costs incurred, and lease payments made at or before the commencement date less any lease incentives received. Right-of-use assets are depreciated on a straight-line basis over the shorter of the lease term and the estimated useful lives of the assets, as follows:

Category of lease	Useful life
Land	29 years

The right-of-use assets are also subject to impairment.

**Lease liabilities**

At the commencement date of the lease, the Company recognizes lease liabilities measured at the present value of lease payments to be made over the lease term. The lease payments include fixed payments (including in substance fixed payments) less any lease incentives receivable, variable lease payments that depend on an index or a rate, and amounts expected to be paid under residual value guarantees. The lease payments also include the exercise price of a purchase option reasonably certain to be exercised by the Company and payments of penalties for terminating the lease, if the lease term reflects the Company exercising the option to terminate. Variable lease payments that do not depend on an index or a rate are recognized as expenses (unless they are incurred to produce inventories) in the period in which the event or condition that triggers the payment occurs.



**BOTHE WINDFARM DEVELOPMENT PRIVATE LIMITED**

CIN: U40102MH2011PTC218158

Notes to the Financial Statements as at March 31, 2024

All amounts are ₹ in lakhs unless otherwise stated

In calculating the present value of lease payments, the Company uses its incremental borrowing rate at the lease commencement date because the interest rate implicit in the lease is not readily determinable. After the commencement date, the amount of lease liabilities is increased to reflect the accretion of interest and reduced for the lease payments made. In addition, the carrying amount of lease liabilities is remeasured if there is a modification, a change in the lease term, a change in the lease payments (e.g., changes to future payments resulting from a change in an index or rate used to determine such lease payments) or a change in the assessment of an option to purchase the underlying asset.

**Short-term leases and leases of low-value assets**

The Company applies the short-term lease recognition exemption to its short-term leases (i.e., those leases that have a lease term of 12 months or less from the commencement date and do not contain a purchase option). It also applies the lease of low-value assets recognition exemption to leases that are considered to be low value. Lease payments on short-term leases and leases of low-value assets are recognized as expense on a straight-line basis over the lease term.

**(h) Provisions**

Provisions are reviewed at the end of each reporting period and adjusted to reflect the current best estimate. If it is no longer probable that an outflow of economic resources will be required to settle the obligation, the provision is reversed. If the effect of the time value of money is material, provisions are discounted using a current pre-tax rate that reflects, where appropriate, the risks specific to the liability. When discounting is used, the increase in the provision due to the passage of time is recognized as a finance cost.

**(i) Impairment of non-financial assets**

Management performs impairment assessment at the cash-generating unit ("CGU") level annually or whenever there are changes in circumstances or events indicate that, the carrying value of the property, plant and equipment may have suffered an impairment loss.

When indicators of impairment exist, the recoverable amount of each CGU is determined based on value-in-use computations. The key assumptions in the value-in-use computations are the plant load factor, projected revenue growth, EBITDA margins, and the discount rate.

**(j) Retirement and other employee benefits**

Retirement benefits in the form of a defined contribution scheme (Provident Funds) are provided to the employees. The contributions are charged to the statement of profit and loss for the year when the contributions are due. The Company has no obligation, other than the contribution payable to such defined contribution scheme.

The Company operates only one defined benefit plan for its employees, referred to as the Gratuity plan. The costs of providing this benefit are determined on the basis of actuarial valuation at each year end. The actuarial valuation is carried out using the projected unit credit method. Re-measurements, comprising of actuarial gains and losses, are recognized immediately in the balance sheet with a corresponding debit or credit through other comprehensive income in the period in which they occur. Re-measurements are not reclassified to profit and loss in subsequent periods.

Interest is calculated by applying the discount rate to the defined benefit liability. The Company recognizes the following changes in the defined benefit obligation under 'employee benefit expense' in profit and loss:



**BOTHE WINDFARM DEVELOPMENT PRIVATE LIMITED**

CIN: U40102MH2011PTC218158

Notes to the Financial Statements as at March 31, 2024

All amounts are ₹ in lakhs unless otherwise stated

- Service costs comprising current service costs, past-service costs, gains and losses on curtailments and non-routine settlements; and
- Net interest expense or income

The Company has a policy on compensated absences which are both accumulating and non-accumulating in nature. The expected cost of accumulated compensated absences which is expected to be utilized beyond 12 months is determined by actuarial valuation. Expense on accumulating compensated absences, which is expected to be utilized within 12 months, is recognized in the period in which the absences occur. The obligations are presented as current liabilities in the balance sheet if the entity does not have an unconditional right to defer settlement for at least twelve months after the reporting period, regardless of when the actual settlement is expected to occur.

**(k) Share based payments**

Certain eligible employees of the Company are entitled to receive cash settled stock based awards pursuant to PSUOS 2016 administered by Continuum Green Energy Limited. For the Company, these are treated as equity settled transactions.

The cost of equity-settled transactions is determined by the fair value at the date when the grant is made using an appropriate valuation model.

That cost is recognised, together with a corresponding increase in equity (deemed contribution from parent), over the period in which the performance and/or service conditions are fulfilled in employee benefits expense. The cumulative expense recognised for equity-settled transactions at each reporting date until the vesting date reflects the extent to which the vesting period has expired and the Company's best estimate of the number of equity instruments that will ultimately vest. The expense or credit in the statement of profit and loss for a period represents the movement in cumulative expense recognised as at the beginning and end of that period and is recognised in employee benefits expense.

Service and non-market performance conditions are not taken into account when determining the grant date fair value of awards, but the likelihood of the conditions being met is assessed as part of the Company's best estimate of the number of equity instruments that will ultimately vest. Market performance conditions are reflected within the grant date fair value. Any other conditions attached to an award, but without an associated service requirement, are considered to be non-vesting conditions. Non-vesting conditions are reflected in the fair value of an award and lead to an immediate expensing of an award unless there are also service and/or performance conditions.

No expense is recognised for awards that do not ultimately vest because non-market performance and/or service conditions have not been met. Where awards include a market or non-vesting condition, the transactions are treated as vested irrespective of whether the market or non-vesting condition is satisfied, provided that all other performance and/or service conditions are satisfied.

When the terms of an equity-settled award are modified, the minimum expense recognised is the grant date fair value of the unmodified award, provided the original vesting terms of the award are met. An additional expense, measured as at the date of modification, is recognised for any modification that increases the total fair value of the share-based payment transaction, or is otherwise beneficial to the employee. Where an award is cancelled by



the entity or by the counterparty, any remaining element of the fair value of the award is expensed immediately through profit or loss.

**(I) Financial instruments**

**i) Financial Assets**

*Initial recognition*

With the exception of trade receivables that do not contain a significant financing component, the Company initially measures a financial asset at its fair value plus, in the case of a financial asset not at fair value through profit or loss, transaction costs. Trade receivables that do not contain a significant financing component are measured at the transaction price determined under Ind AS 115.

In case of loans given to fellow subsidiaries / parent, the difference between the transaction value and the fair value is recorded as a deemed distribution to parent.

*Subsequent measurement*

**Financial assets at amortised cost**

A 'financial asset' is measured at the amortised cost if both the following conditions are met:

- The asset is held within a business model whose objective is to hold assets for collecting contractual cash flows, and
- Contractual terms of the asset give rise on specified dates to cash flows that are solely payments of principal and interest (SPPI) on the principal amount outstanding

After initial measurement, such financial assets are subsequently measured at amortised cost using the effective interest rate (EIR) method. Amortised cost is calculated by taking into account any discount or premium on acquisition and fees or costs that are an integral part of the EIR. The EIR amortization is included in finance income in the profit or loss. Gains/losses arising from modification of contractual terms are included in profit or loss as a separate line item.

**Financial assets at fair value through profit or loss (FVTPL)**

Financial assets with cash flows that are not SPPI are classified and measured at fair value through profit or loss, irrespective of the business model. Financial assets at fair value through profit or loss are carried in the balance sheet at fair value with net changes in fair value, including interest income, recognised in the statement of profit and loss.

*Derecognition*

On de-recognition of a financial asset in its entirety, the difference between the carrying amount and the sum of the consideration received is recognised in profit and loss. In case of early repayment of loans by fellow subsidiaries / parent, this difference is recorded as a deemed contribution from parent.

**ii) Impairment of financial assets**

The Company assesses at each balance sheet date whether there is any objective evidence that a financial asset is impaired. The Company recognises an allowance for expected credit losses (ECLs) for all debt instruments not held at fair value through profit or loss. ECLs are based on the difference between the contractual cash flows due in accordance with the contract and all the cash flows that the Company expects to receive, discounted at an approximation of the original effective interest rate. The expected



**BOTHE WINDFARM DEVELOPMENT PRIVATE LIMITED**

CIN: U40102MH2011PTC218158

Notes to the Financial Statements as at March 31, 2024

All amounts are ₹ in lakhs unless otherwise stated

cash flows will include cash flows from the sale of collateral held or other credit enhancements that are integral to the contractual terms.

ECLs are recognised in two stages. For credit exposures for which there has not been a significant increase in credit risk since initial recognition, ECLs are provided for credit losses that result from default events that are possible within the next 12-months (a 12-month ECL). For those credit exposures for which there has been a significant increase in credit risk since initial recognition, a loss allowance is recognised for credit losses expected over the remaining life of the exposure, irrespective of timing of the default (a lifetime ECL).

For trade receivables, the Company applies a simplified approach in calculating ECLs. Therefore, the Company does not track changes in credit risk, but instead recognises a loss allowance based on lifetime ECLs at each reporting date. Trade receivables of the Company are mainly from State Electricity Distribution Company (DISCOM) which is Government entity. Delayed payments carries interest as per the terms of agreements with DISCOM.

The Company considers a financial asset to be in default when internal or external information indicates that the Company is unlikely to receive the outstanding contractual amounts in full before taking into account any credit enhancements held by the Company. A financial asset is written off when there is no reasonable expectation of recovering the contractual cash flows.

**iii) Financial liabilities**

*Initial recognition*

All financial liabilities are recognised initially at fair value plus in the case of financial liabilities not at fair value through profit and loss, directly attributable transaction costs.

*Subsequent measurement*

**Financial liabilities at fair value through profit or loss**

Financial liabilities at fair value through profit or loss are carried in the balance sheet at fair value with net changes in fair value, including interest expense, recognised in the statement of profit and loss.

**Financial liabilities at amortised cost**

Amortised cost is calculated by taking into account any discount or premium on acquisition and fees or costs that are an integral part of the EIR. The EIR amortisation, is included as finance costs in the statement of profit and loss. Gains/ losses arising from modification of contractual terms are included in profit or loss as a separate line item.

*Derecognition*

A financial liability is de-recognised when the obligation under the liability is discharged or cancelled or expired. On de-recognition of a financial liability in its entirety, the difference between the carrying amount and the sum of the consideration paid is recognised in profit and loss.

**iv) Embedded derivatives**

The Company generally separates the derivatives embedded in host contracts which are not financial assets within the scope of Ind AS 109, when their risks and characteristics are not closely related to those of the host contract and the host contract is not measured at FVTPL. Separated embedded derivatives are measured at FVTPL.





**BOTHE WINDFARM DEVELOPMENT PRIVATE LIMITED**

CIN: U40102MH2011PTC218158

Notes to the Financial Statements as at March 31, 2024

All amounts are ₹ in lakhs unless otherwise stated

**v) Compound financial instruments**

Compound financial instruments issued by the Company include compulsory convertible debentures issued to the parent company. Compound financial instruments are separated into liability and equity components based on the terms of the contract. On issuance, the fair value of the liability component is determined using a market rate for an equivalent non-convertible instrument. This amount is classified as a financial liability measured at amortised cost until it is extinguished on conversion or redemption. The remainder of the proceeds is allocated to the conversion option that is recognised and included in equity since conversion option meets Ind AS 32 criteria for fixed to fixed classification. Waivers of interest received from the parent company are recorded as deemed contribution.

**vi) Financial guarantee contracts**

Financial guarantee contracts issued by the Company are those contracts that require a payment to be made to reimburse the holder for a loss it incurs because the specified debtor fails to make a payment when due in accordance with the terms of a debt instrument. Financial guarantee contracts are recognised initially as a liability at fair value, adjusted for transaction costs that are directly attributable to the issuance of the guarantee. Subsequently, the liability is measured at the higher of the amount of loss allowance determined as per impairment requirements of Ind AS 109 and the amount recognised less, when appropriate, the cumulative amount of income recognised in accordance with the principles of Ind AS 115. The Company estimates fair value of the financial guarantee based on the present value of the probability weighted cash flows that may arise under the guarantee. In cases where the Company is the borrower, it views the unit of account being as the guaranteed loan, in which case the fair value is the face value of the of the proceeds received.

**(m) Fair value measurement**

The fair value of an asset or a liability is measured using the assumptions that market participants would use when pricing the asset or liability, assuming that market participants act in their economic best interest.

The Company uses valuation techniques that are appropriate in the circumstances and for which sufficient data are available to measure fair value, maximizing the use of relevant observable inputs and minimizing the use of unobservable inputs.

All assets and liabilities for which fair value is measured or disclosed in the financial statements are categorized within the fair value hierarchy, described as follows, based on the lowest level input that is significant to the fair value measurement as a whole:

- Level 1 — Quoted (unadjusted) market prices in active markets for identical assets or liabilities.
- Level 2 — Valuation techniques for which the lowest level input that is significant to the fair value measurement is directly or indirectly observable.
- Level 3 — Valuation techniques for which the lowest level input that is significant to the fair value measurement is unobservable.

**(n) Earnings per share**

Basic earnings per share is calculated by dividing the net profit or loss attributable to equity holders of parent company (after deducting preference dividends and attributable taxes) by the weighted average number of equity shares outstanding during the period.



**BOTHE WINDFARM DEVELOPMENT PRIVATE LIMITED**

CIN: U40102MH2011PTC218158

Notes to the Financial Statements as at March 31, 2024

All amounts are ₹ in lakhs unless otherwise stated

For the purpose of calculating diluted earnings per share, the net profit or loss for the period attributable to equity shareholders of the parent company and the weighted average number of shares outstanding during the period are adjusted for the effects of all dilutive potential equity shares.

In case of mandatorily convertible instruments, the ordinary shares issuable upon conversion are included in the calculation of basic earnings per share from the date the contract is entered into.

**(o) New and amended standards**

On March 31, 2023, MCA amended the Companies (Indian Accounting Standards) Amendment Rules, 2023, applicable from April 1, 2023 as below:

**i) Ind AS 1 – Presentation of Financial Statements**

The amendments require companies to disclose the material accounting policies rather than significant accounting policies. Accounting policy information, together with other information, is material when it can reasonably be expected to influence decisions of primary users of general purpose financial statements.

**ii) Ind AS 12 – Income Taxes**

The amendments clarify how companies account for deferred tax on transactions such as leases and decommissioning obligations. The amendments narrowed the scope of the recognition exemption in paragraphs 15 and 24 of Ind AS 12 so that it no longer applies to transactions that, on initial recognition, give rise to equal taxable and deductible temporary differences.

**iii) Ind AS 8 – Accounting Policies, Changes in Accounting Estimates and Errors**

The amendments will help entities to distinguish between accounting policies and accounting estimates. The definition of a change in accounting estimates has been replaced with a definition of accounting estimates. Under the new definition, accounting estimates are “monetary amounts in financial statements that are subject to measurement uncertainty”. Entities develop accounting estimates if accounting policies require items in financial statements to be measured in a way that involves measurement uncertainty.

The above amendments have been considered by the Company in preparation of the financial statements. The amendments did not have any material impact on the amounts recognised in prior periods and are not expected to significantly affect the current or future periods.

**(p) New and amended standards issued but not effective**

There are no new or amended standards issued but not effective as at the end of the reporting period which may have a significant impact on the financial statements of the Company.

**(q) Transition to Ind AS**

The Company has prepared the opening balance sheet as per Ind AS as at the transition date by recognizing, derecognizing or reclassifying items of assets and liabilities from the previous GAAP to Ind AS as per the requirements set out by Ind AS, and applying Ind AS in measurement of recognised assets and liabilities. However, this principle is subject to the certain optional exemptions available by the Company as detailed below.



**BOTHE WINDFARM DEVELOPMENT PRIVATE LIMITED**

CIN: U40102MH2011PTC218158

Notes to the Financial Statements as at March 31, 2024

All amounts are ₹ in lakhs unless otherwise stated

**i) Deemed cost for property, plant and equipment**

The Company has elected to continue with the carrying value of all of its property, plant and equipment and intangible assets recognised as of the transition date measured as per the previous GAAP and use that carrying value as its deemed cost as of the transition date.

**ii) Leases**

The Company has measured right-of-use asset at an amount equal to the lease liability, adjusted by the amount of any prepaid or accrued lease payments relating to that lease recognised in the balance sheet immediately before the date of initial application.

The Company has applied paragraphs 9-11 of Ind AS 116 to determine whether an arrangement existing at the transition date contains a lease on the basis of facts and circumstances existing at that date.

Following is the summary of practical expedients elected on initial application (on a lease-by-lease basis):

- Applied the exemption not to recognize ROU assets and liabilities for leases with less than 12 months of lease term on the date of initial application
- Excluded the initial direct costs from the measurement of the right-of-use asset at the date of initial application
- Used hindsight, such as in determining the lease term if the contract contains options to extend or terminate the lease.

**iii) Share based payment**

The Company has elected not to apply Ind AS 102 *Share-based payment* to equity instruments that vested before date of transition to Ind AS.

**iv) Decommissioning liabilities**

The Company has elected not to apply the requirements for *Changes in Existing Decommissioning, Restoration and Similar Liabilities* as per appendix A to Ind AS 16 for changes in such liabilities that occurred before the date of transition to Ind AS.

**v) Revenue from contracts with customers**

The Company has availed the practical expedient to not apply Ind AS 115 retrospectively on completed contracts.



**4 Property, plant and equipment**

Particulars	Land	Building	Plant & Equipment (refer note 4.4)	Vehicle	Office Equipment	Computer	Furniture & fixtures	Total
<b>I. Cost/deemed cost</b>								
Balance as at April 1, 2022	4,800.85	-	90,800.20	0.22	1.26	8.97	4.07	95,615.57
Additions	-	12.49	25.38	-	0.69	7.07	-	45.63
Disposals, transfers and adjustments	-	-	(0.24)	(0.06)	(0.89)	(0.28)	(0.90)	(2.37)
Balance as at March 31, 2023	4,800.85	12.49	90,825.34	0.16	1.06	15.76	3.17	95,658.83
Additions	-	3.18	745.63	1.70	6.63	8.14	3.24	768.52
Balance as at March 31, 2024	4,800.85	15.67	91,570.97	1.86	7.69	23.90	6.41	96,427.35
<b>II. Accumulated depreciation</b>								
Balance as at April 1, 2022	-	-	-	-	-	-	-	-
Depreciation expense for the year	-	-	5,296.69	0.04	0.30	8.73	0.84	5,306.60
Balance as at March 31, 2023	-	-	5,296.69	0.04	0.30	8.73	0.84	5,306.60
Depreciation expense for the year	-	1.57	5,089.29	0.03	1.22	8.50	0.94	5,101.55
Balance as at March 31, 2024	-	1.57	10,385.98	0.07	1.52	17.23	1.78	10,408.15
<b>III. Net carrying amount (I-II)</b>								
Balance as at March 31, 2024	4,800.85	14.10	81,184.99	1.79	6.17	6.67	4.63	86,019.20
Balance as at March 31, 2023	4,800.85	12.49	85,528.65	0.12	0.76	7.03	2.33	90,352.23
Balance as at April 1, 2022	4,800.85	-	90,800.20	0.22	1.26	8.97	4.07	95,615.57

- 4.1 There are no impairment losses recognised during the current year and previous years.
- 4.2 The Company has not revalued its property, plant and equipment as on each reporting period and therefore Schedule III disclosure requirements with respect to fair value details is not applicable.
- 4.3 The Company has elected to continue with the carrying value of all property, plant and equipment as of April 01, 2022 (date of transition to Ind AS) measured as per the previous GAAP and used that carrying value as its deemed cost as at the date of transition.
- 4.4 Plant & equipment includes WTG, substation, 33kv transmission lines and networking equipment of windfarm and other enabling assets.
- 4.5 The title deeds of all immovable properties (other than properties where the company is the lessee and the lease agreements are duly executed in favour of the lessee), grouped under Property, Plant and Equipment in the financial statements, are held in the name of the company as at the balance sheet date.

4.6

Balance as per previous GAAP	Land*	Building	Plant & Equipment	Vehicle	Office Equipment	Computer	Furniture & fixtures	Total
<b>I. Gross block</b>	4,810.79	-	1,34,636.00	4.26	28.00	57.53	25.86	1,39,562.44
<b>II. Accumulated depreciation</b>	-	-	43,835.80	4.04	26.74	48.56	21.79	43,936.93
Balance as at April 1, 2022	4,810.79	-	90,800.20	0.22	1.26	8.97	4.07	95,625.51

\* Out of the above ₹ 9.94 lakhs recognised as Right of use asset as on transition date as per Ind AS 116, Leases. Refer note 5.



**BOTHE WINDFARM DEVELOPMENT PRIVATE LIMITED**

CIN: U40102MH2011PTC218158

Notes to the Financial Statements as at March 31, 2024

All amounts are ₹ in Lakhs unless otherwise stated

**5 Right-of-use assets**

Particulars	Land	Total
<b>I. Cost</b>		
Balance as at April 1, 2022	6.96	6.96
Additions	-	-
Balance as at March 31, 2023	6.96	6.96
Additions	-	-
Balance as at March 31, 2024	6.96	6.96
<b>II. Accumulated Amortisation</b>		
Balance as at April 1, 2022	-	-
Amortisation expense for the year	0.40	0.40
Balance as at March 31, 2023	0.40	0.40
Amortisation expense for the year	0.40	0.40
Balance as at March 31, 2024	0.80	0.80
<b>III. Net carrying amount (I-II)</b>		
As on March 31, 2024	6.16	6.16
As on March 31, 2023	6.56	6.56
As on April 01, 2022	6.96	6.96

**5.1 Amount recognised in the statement of profit and loss**

Particulars	For the year ended March 31, 2024	For the year ended March 31, 2023
- Amortisation expenses on right-of-use assets (Refer note 26)	0.40	0.40
- Expenses related to short term leases (Refer note 27)	13.58	11.31

5.2 The total cash outflows for leases amounts to ₹ 13.58 lakhs (March 31, 2023: ₹ 11.31 lakhs) (includes cash outflow for short term and long term leases).



6 Loans

Particulars	As at March 31, 2024	As at March 31, 2023	As at April 01, 2022
Non-current - unsecured, considered good unless otherwise stated			
Measured at amortized cost			
Loans to related parties (Refer note 34 and 6.1)	14,258.06	5,664.73	430.95
Measured at FVTPL			
Loans to related parties (Refer note 34 and 6.2)	11,165.17	5,517.70	6,186.30
<b>Total</b>	<b>25,423.23</b>	<b>11,182.43</b>	<b>6,617.25</b>

6.1 Terms of loan given to related party, measured at amortised cost

Loan given to parent company carries an interest rate at the rate of 0.75% p.a over the applicable lending rate payable by the company to its Senior Debt Lender which is currently 13.40% p.a. ( March 31, 2023: 12.12% p.a ; April 1, 2022: 12.12% p.a.). Principal and interest on the loan will be paid at in one or more parts, without any prepayment penalty, at any time prior to the expiry of 15 (fifteen) years but not later than 15 years from the date of loan given.

6.2 Terms of loan given to related party, measured at FVTPL

The company has given interest free unsecured loan to TWHPL, UUPPL, DJEPL and WIPL. The said loan shall be repaid at a date not later than the maturity of NCDs issued by Restricted Group. The loan given to DJEPL has been fully repaid in the year ended March 31, 2023.

6.3 Details of fair value of the loans, carried at amortised cost, is disclosed in note 36.

7 Other financial assets

Particulars	As at March 31, 2024	As at March 31, 2023	As at April 01, 2022
Non-current - unsecured, considered good unless otherwise stated			
Measured at amortized cost			
Security deposits	101.65	100.15	100.16
<b>Total</b>	<b>101.65</b>	<b>100.15</b>	<b>100.16</b>
Current - unsecured, considered good unless otherwise stated			
Measured at amortized cost			
Security deposits	1.93	1.93	3.58
Accrued Interest on overdue trade receivable	31.10	611.28	384.25
Dues from related party (Refer note 34)	4.65	16.93	15.82
<b>Total</b>	<b>37.68</b>	<b>630.14</b>	<b>403.65</b>

8 Deferred tax assets/ (liabilities)

8.1 Deferred tax assets/(liabilities) in relation to the year ended March 31, 2024

Particulars	Opening balance as on April 1, 2023	Recognised in profit or loss (expense)/ credit	Recognised in other comprehensive income	Recognised directly in equity	Closing balance as on March 31, 2024
Property, plant and equipment	(10,050.78)	(2,675.61)	-	-	(12,726.39)
Right-to-use assets	(1.65)	0.10	-	-	(1.55)
Borrowings	(2,478.96)	(159.18)	-	-	(2,638.14)
Loans	1,127.02	(111.20)	-	839.30	1,855.12
Provisions	37.78	7.30	1.03	-	46.11
Impact of unabsorbed depreciation	7,391.61	459.85	-	-	7,851.46
<b>Total</b>	<b>(3,974.98)</b>	<b>(2,478.74)</b>	<b>1.03</b>	<b>839.30</b>	<b>(5,613.39)</b>

Deferred tax assets/(liabilities) in relation to the year ended March 31, 2023

Particulars	Opening balance as on April 1, 2022	Recognised in profit or loss (expense)/ credit	Recognised in other comprehensive income	Recognised directly in equity	Closing balance as on March 31, 2023
Property, plant and equipment	(10,099.96)	49.18	-	-	(10,050.78)
Right-to-use assets	(1.75)	0.10	-	-	(1.65)
Borrowings	(2,356.42)	(122.54)	-	-	(2,478.96)
Loans	858.69	(50.56)	-	318.89	1,127.02
Provisions	31.52	6.94	(0.68)	-	37.78
Impact of unabsorbed depreciation	8,460.02	(1,068.41)	-	-	7,391.61
<b>Total</b>	<b>(3,107.90)</b>	<b>(1,185.29)</b>	<b>(0.68)</b>	<b>318.89</b>	<b>(3,974.98)</b>

8.2 The amount of deductible temporary differences for which no deferred tax asset is recognised in the balance sheet as it is not probable that there will be future taxable profits available, is as follows

Particulars	As at March 31, 2024	As at March 31, 2023	As at April 01, 2022
94 B disallowances - Interest paid to associated enterprise	6,312.26	3,502.77	4,726.00
	<b>6,312.26</b>	<b>3,502.77</b>	<b>4,726.00</b>

9 Income tax assets (net)

Particulars	As at March 31, 2024	As at March 31, 2023	As at April 01, 2022
Advance tax (net of provisions Nil; March 31, 2023: Nil; April 01, 2022: Nil)	356.28	95.74	149.43
<b>Total</b>	<b>356.28</b>	<b>95.74</b>	<b>149.43</b>

10 Other assets

Particulars	As at March 31, 2024	As at March 31, 2023	As at April 01, 2022
Non-current - unsecured, considered good unless otherwise stated			
Capital advances	-	37.48	37.48
Balances with government authorities (other than income taxes)	54.13	96.94	84.63
<b>Total</b>	<b>54.13</b>	<b>134.42</b>	<b>122.11</b>
Current - unsecured, considered good unless otherwise stated			
Advances to suppliers & employees	73.66	14.69	24.03
Prepaid expenses	167.16	491.31	162.47
<b>Total</b>	<b>240.82</b>	<b>506.00</b>	<b>186.50</b>



**11 Trade receivables**

Particulars	As at March 31, 2024	As at March 31, 2023	As at April 01, 2022
<b>Current</b>			
Unsecured, considered good	3,259.09	6,101.18	24,047.69
<b>Total current</b>	<b>3,259.09</b>	<b>6,101.18</b>	<b>24,047.69</b>

**11.1** The average credit period on sales is 60 days.

**11.2** The Company has used a practical expedient for computing the expected credit loss allowance for trade receivables based on a provision matrix. The provision matrix takes into account historical credit loss experience and adjusted for forward-looking information. The expected credit loss allowance is based on the ageing of the days the receivables are due and the rates as given in the provision matrix.

**11.3** In respect of Generation Benefit Incentive (GBI) receivables from Indian Renewable Energy Development Authority, there is no specified credit period and the amounts are received by the company as and when funds are disbursed to IREDA by Government of India.

**11.4** Trade receivables of the Company are State Electricity Distribution Company (DISCOM) which is Government entity. Delayed payments carries interest as per the terms of agreements with DISCOM. Accordingly in relation to these dues, the Company does not foresee any Credit Risk.



**11.5 Ageing of receivables**

**As on March 31, 2024**

Particulars	Not due	Outstanding for following periods from due date of invoice					Total
		Less than 6 months	6 months -1 year	1-2 Years	2-3 years	More than 3 years	
<b>Undisputed</b>							
- considered good	1,884.14	1,173.64	197.51	3.80	-	-	3,259.09
- credit impaired	-	-	-	-	-	-	-
<b>Disputed</b>							
- considered good	-	-	-	-	-	-	-
- credit impaired	-	-	-	-	-	-	-
<b>Total</b>	<b>1,884.14</b>	<b>1,173.64</b>	<b>197.51</b>	<b>3.80</b>	<b>-</b>	<b>-</b>	<b>3,259.09</b>

**As on March 31, 2023**

Particulars	Not due	Outstanding for following periods from due date of invoice					Total
		Less than 6 months	6 months -1 year	1-2 Years	2-3 years	More than 3 years	
<b>Undisputed</b>							
- considered good	1,692.67	4,408.51	-	-	-	-	6,101.18
- credit impaired	-	-	-	-	-	-	-
<b>Disputed</b>							
- considered good	-	-	-	-	-	-	-
- credit impaired	-	-	-	-	-	-	-
<b>Total</b>	<b>1,692.67</b>	<b>4,408.51</b>	<b>-</b>	<b>-</b>	<b>-</b>	<b>-</b>	<b>6,101.18</b>

**11.5 As on April 01, 2022**

Particulars	Not due	Outstanding for following periods from due date of invoice					Total
		Less than 6 months	6 months -1 year	1-2 Years	2-3 years	More than 3 years	
<b>Undisputed</b>							
- considered good	1,585.69	13,050.00	9,412.00	-	-	-	24,047.69
- credit impaired	-	-	-	-	-	-	-
<b>Disputed</b>							
- considered good	-	-	-	-	-	-	-
- credit impaired	-	-	-	-	-	-	-
<b>Total</b>	<b>1,585.69</b>	<b>13,050.00</b>	<b>9,412.00</b>	<b>-</b>	<b>-</b>	<b>-</b>	<b>24,047.69</b>





**12 Cash and cash equivalents**

Particulars	As at March 31, 2024	As at March 31, 2023	As at April 01, 2022
<b>Balances with banks</b>			
- In current accounts	25.66	9,940.46	194.16
- Bank deposits with original maturity of less than three months	3,543.26	6,146.45	10,661.39
<b>Total</b>	<b>3,568.92</b>	<b>16,086.91</b>	<b>10,855.55</b>

**13 Bank balances other than cash and equivalents**

Particulars	As at March 31, 2024	As at March 31, 2023	As at April 01, 2022
Bank deposits with original maturity of more than three months but less than twelve months	4,157.46	5,246.69	4,900.43
<b>Total</b>	<b>4,157.46</b>	<b>5,246.69</b>	<b>4,900.43</b>

**13.1** Deposits includes deposits created towards Debt Service Reserve Account as required under lender's agreement thereof amounting to ₹ 4,156.14 lakhs (March 31, 2023: ₹4,430.00 lakhs; April 01, 2022: ₹4,838.00 lakhs) by the company.



14 Equity share capital

Particulars	As at March 31, 2024		As at March 31, 2023		As at April 01, 2022	
	No. of Shares	Amount	No. of Shares	Amount	No. of Shares	Amount
<b>Authorised capital</b>						
Equity Shares of ₹ 10/- each	21,50,00,000	21,500.00	21,50,00,000	21,500.00	21,43,75,000	21,437.50
	21,50,00,000	21,500.00	21,50,00,000	21,500.00	21,43,75,000	21,437.50
<b>Issued, subscribed and fully paid up</b>						
Equity Shares of ₹ 10/- each	21,43,75,000	21,437.50	21,43,75,000	21,437.50	21,43,75,000	21,437.50
	21,43,75,000	21,437.50	21,43,75,000	21,437.50	21,43,75,000	21,437.50

14.1 Rights, preferences and restrictions attached to equity shares

The Company has only one class of equity shares having par value of INR 10/- per share. Each shareholder is entitled for one vote per share held. The Company declares & pays dividend in Indian rupees. The dividend if proposed by the Board of Directors is subject to the approval of the shareholders in the ensuing Annual General Meeting, except in case of interim dividend. In the event of liquidation, the equity shareholders are entitled to receive the remaining assets of The Company after distribution of all preferential amounts, in proportion to their shareholding.

14.2 Reconciliation of the number of equity shares outstanding at the beginning and at the end of the reporting year

Particulars	As at March 31, 2024		As at March 31, 2023	
	No. of Shares	Amount	No. of Shares	Amount
At the beginning of the relevant year	21,43,75,000	21,437.50	21,43,75,000	21,437.50
At the end of the year	21,43,75,000	21,437.50	21,43,75,000	21,437.50

14.3 Details of shares held by each shareholder holding more than 5% shares:

Name of shareholder	As at March 31, 2024		As at March 31, 2023		As at April 01, 2022	
	Number of shares held	% holding in that class of shares	Number of shares held	% holding in that class of shares	Number of shares held	% holding in that class of shares
Continuum Green Energy (India) Private Limited, Parent company (and its nominee)*	21,43,75,000	100.00%	21,43,75,000	100.00%	21,43,75,000	100.00%
<b>Total</b>	<b>21,43,75,000</b>	<b>100.00%</b>	<b>21,43,75,000</b>	<b>100.00%</b>	<b>21,43,75,000</b>	<b>100.00%</b>

\*Based on beneficial ownership.

As per records of the company, including its register of shareholders/ members and other declaration received from shareholders regarding beneficial interest, the above shareholding represents beneficial ownerships of shares.

14.4 Details of shareholding of the promoters:

Promoter name	As at March 31, 2024		% Change during the year	As at March 31, 2023		% Change during the year
	Number of shares held	% of total shares		Number of shares held	% of total shares	
Continuum Green Energy (India) Private Limited, Parent Company	21,43,75,000	100.00%	0.00%	21,43,75,000	100.00%	0.00%

Promoter name	As at April 01, 2022	
	Number of shares held	% of total shares
Continuum Green Energy (India) Private Limited, Parent Company	21,43,75,000	100.00%

14.5 During the period of five years immediately preceding the date as at which the Balance Sheet is prepared:

- No class of shares were allotted as fully paid up pursuant to contract without payment being received in cash.
- No class of shares were allotted as fully paid up by way of bonus shares for consideration other than cash and no class of shares were bought back by the Company.

14.6 There are no calls unpaid.

14.7 There are no forfeited shares.



**15 Other equity**

Particulars	As at March 31, 2024	As at March 31, 2023	As at April 01, 2022
Equity component of compulsory convertible debentures	7,277.77	7,277.77	7,277.77
Retained earnings	(7,225.14)	(5,606.83)	(10,230.76)
Deemed contribution from parent company	8,544.74	8,025.54	5,216.98
Deemed distribution to parent company	(9,388.04)	(6,373.34)	(2,616.64)
Remeasurement of defined benefit plan	(1.73)	1.34	(0.69)
<b>Total</b>	<b>(792.40)</b>	<b>3,324.48</b>	<b>(353.34)</b>

**15.1 Equity component of compulsory convertible debentures**

Particulars	For the year ended March 31, 2024	For the year ended March 31, 2023
Balance at beginning of the year	7,277.77	7,277.77
Changes during the year	-	-
<b>Balance at end of the year</b>	<b>7,277.77</b>	<b>7,277.77</b>

This covers the equity component of the issued compulsory convertible debentures. The liability component is reflected in financial liabilities. Refer note 16.

**15.2 Retained earnings**

Particulars	For the year ended March 31, 2024	For the year ended March 31, 2023
Balance at beginning of the year	(5,606.83)	(10,230.76)
Add: Profit for the year	(1,618.31)	4,623.93
<b>Balance at end of the year</b>	<b>(7,225.14)</b>	<b>(5,606.83)</b>

Retained earnings comprise balances of accumulated (undistributed) profit and loss at each year end less any transfers to General Reserve, dividends or other distributions to shareholders. Retained earnings is a free reserve available to the Company.

**15.3 Deemed contribution from parent company**

Particulars	For the year ended March 31, 2024	For the year ended March 31, 2023
Balance at beginning of the year	8,025.54	5,216.98
Changes during the year on account of early repayment of loans given to fellow subsidiaries	693.82	3,753.15
Deferred tax impact on above	(174.62)	(944.59)
<b>Balance at end of the year</b>	<b>8,544.74</b>	<b>8,025.54</b>

The deemed contribution from shareholders reserve is created on account of indirect benefits received from the parent / fellow subsidiaries of the Company.

**15.4 Deemed distribution to parent company**

Particulars	For the year ended March 31, 2024	For the year ended March 31, 2023
Balance at beginning of the year	(6,373.34)	(2,616.64)
Changes during the year on account of:		
Interest free loans given to fellow subsidiaries	(2,203.02)	(3,119.40)
Loans given to parent company	(1,825.60)	(1,900.78)
Deferred tax impact on above	1,013.92	1,263.48
<b>Balance at end of the year</b>	<b>(9,388.04)</b>	<b>(6,373.34)</b>

Deemed distribution to parent company is created on account of indirect benefits provided to the parent / fellow subsidiaries of the Company.

**15.5 Remeasurement of defined benefit plan**

Particulars	For the year ended March 31, 2024	For the year ended March 31, 2023
Balance at beginning of the year	1.34	(0.69)
Remeasurement of defined benefit obligation	(4.10)	2.71
Deferred tax on above	1.03	(0.68)
<b>Balance at end of the year</b>	<b>(1.73)</b>	<b>1.34</b>

Includes re-measurement (loss)/gain on defined benefit plans, net of taxes that will not be reclassified to the statement of profit and loss.



16 Borrowings


Particulars	As at March 31, 2024	As at March 31, 2023	As at April 01, 2022
<b>Non-Current</b>			
<b>Measured at amortised cost</b>			
<b>Secured</b>			
927 Non-convertible debentures (March 31, 2023: 927; April 01, 2022: 927) of INR 10,000,000/- each (Refer note 34 and 16.1)	69,508.00	73,618.23	78,832.03
<b>Unsecured</b>			
Liability component of Compulsory Convertible Debentures (Refer note 34 and 16.2)	9,868.82	10,507.16	10,994.06
<b>Total</b>	<b>79,376.82</b>	<b>84,125.39</b>	<b>89,826.09</b>
<b>Current</b>			
<b>Measured at amortised cost</b>			
<b>Secured</b>			
<b>Current maturities of long-term borrowings</b>			
927 Non-convertible debentures (March 31, 2023: 927; April 01, 2022: 927) of INR 10,000,000/- each (Refer note 34 and 16.1)	15,878.21	15,450.00	13,688.33
Working capital loan from bank (Refer note 34 and 16.3)	1,621.62	1,995.11	13,487.75
<b>Unsecured</b>			
<b>Current maturities of long-term borrowings</b>			
Liability component of Compulsory Convertible Debentures (Refer note 34 and 16.2)	3,478.05	2,689.97	3,224.43
<b>Total</b>	<b>20,977.88</b>	<b>20,135.08</b>	<b>30,400.51</b>

16.1 Terms of NCDs issued to Continuum Energy Levanter Pte. Ltd.

- The NCDs are freely transferable. The NCDs are unlisted and unrated.
- Each NCDs has a face value INR 1,00,00,000/- (referred to as the "principal amount" of each NCD) and are issued at a discount of INR 2,00,000/- to the principal amount (i.e. at the issue price of INR 98,00,000/-).
- The NCDs bear interest on their outstanding principal amount at the rate of 8.75% per annum plus applicable withholding taxes, payable semi-annually on 9 August and 9 February in each year.
- In addition to interest, each NCD shall accrue a redemption premium at the rate of 2% per annum plus applicable withholding taxes of the outstanding principal amount till 9 August 2027. The Redemption Premium shall be paid in full by the company on the Maturity Date or otherwise at the date of redemption in full of a NCD to the extent not paid earlier.
- In accordance with the Debenture Trust Deed (DTD), the NCD holder has a right to redeem all (but not some only) of the NCDs at an amount equal to the principal amount plus the Redemption Premium applicable to the NCDs (together with interest accrued) on giving a notice to the company and to the NCD Trustee in writing any time on or after (i) the date falling 12 business days prior to 9 February 2027 or (ii) the date on which the aggregate principal amount of all outstanding Restricted Group Issuer NCDs is less than INR 1,85,000 lakhs.  
The Restricted Group Issuers include the company, Watsun Infrabuild Private Limited, DJ Energy Private Limited, Uttar Urja Projects Private Limited, Trinethra Wind and Hydro Power Private Limited and Renewables Trinethra Private Limited.
- The Company has a right to redeem all or any part of the NCDs held by NCD holder at an amount equal to the principal amount plus the Voluntary Redemption Premium applicable to the NCDs (together with interest accrued) on giving notice to the NCD holder and the NCD Trustee as prescribed in DTD.
- The NCDs are redeemable in semi-annual unequal installments over the period of six years ranging between 0.25% to 1.25% alongwith Mandatory Cash Sweep (MCS) amount ranging between 1.625% to 3.875% as per the terms of DTD. Unless previously redeemed, or purchased and cancelled, the NCDs will be redeemed at their principal amount (together with accrued but unpaid interest (if any)) on the date falling 15 years from the Initial Issue Date of March 08, 2021.
- The company has a right to redeem NCDs, in part or full, in certain conditions as per the terms of the DTD.
- All of the obligations of the company including the payment of the debt are secured by:
  - a first ranking exclusive pledge over 100% (one hundred percent) of the equity shares of the Company and each other Restricted Group Issuer (other than Watsun Infrabuild Private Limited where the parent company shall create and perfect a first ranking exclusive pledge over 51% (fifty one percent) of the equity shares of Watsun Infrabuild Private Limited);
  - a first ranking charge over the moveable and immovable assets (both present and future) of the company in connection with the Project operated by the Company (including leasehold rights, but excluding immovable property in respect of which only a right to use has been provided), other than the current assets of the Company; PPA, insurance policies and project documents; Issue Proceeds Escrow Account, the Debt Service Reserve Account, the Restricted Surplus Account, the Senior Debt Enforcement Proceeds Account and the Senior Debt Restricted Amortization Account of the Company.
  - a second ranking charge over the current assets of the Company and over the RCF Facility (Working Capital Facility) Restricted amortization Account, the RCF Facility Enforcement Proceeds Account, the Operating Account, the Statutory Dues Account, the Operating and maintenance expenses (O&M) Expenses Account, the Restricted Debt Service Account and the Distribution Account of the Issuer.
- The NCDs are guaranteed pursuant to the Deed of Corporate Guarantee executed by the other Restricted Group Issuers as defined above.  
The closing balance of NCD as at end of the reporting period includes principal outstanding of INR 78,679 lakhs (March 31, 2023: INR 86,211 lakhs; April 01, 2022: INR 91,425 lakhs).

16.2 Terms of CFCDs issued to CGE IPL, classified as compound financial instruments with liability component measured at amortized cost

- Debentures shall be Compulsorily Fully Convertible Debentures;
- Debentures shall be convertible into equity shares at any time at the option of the debenture holders subject to prior intimation to be provided to lender for conversion of CFCDs to ordinary share;
- Debentures shall be convertible into equity shares at par into one equity share for each debenture;
- Coupon for the Debentures shall be ten percent per annum compounded annually, on cumulative basis;
- Coupon for the Debenture, calculated as above, shall be payable subject to the approval of the lenders;
- The equity shares to be issued to the debenture holders upon conversion of debentures shall rank pari passu with the existing equity shares.
- Promoters contribution by way of Compulsorily Fully Convertible Debentures shall not have any charge/ recourse to project assets.
- No interest shall be payable / accruable on such instruments till COD of the project.
- Interest on CFCDs shall be accrued but any dividend/interest/coupon on CFCDs shall be paid out of dividend distribution surplus left in the Trust and Retention Account ("TRA") after meeting all reserve requirements & all debt obligation and with prior permission of lender.



**BOTHE WINDFARM DEVELOPMENT PRIVATE LIMITED**

CIN: U40102MH2011PTC218158

Notes to the Financial Statements as at March 31, 2024

All amounts are ₹ in Lakhs unless otherwise stated

- 10 CFCDs shall not be redeemed during the currency of lender's loan except such release is made on fresh infusion of equity (either proportionately or fully) or by conversion.
- 11 Prior intimation to be provided to lender for conversion of CFCDs to ordinary share.
- 12 CFCDs holders would have no voting rights in any Annual General Meeting / Extra-ordinary General Meeting of the company.
- 13 CFCDs shall be convertible into equity shares at any time after October 25, 2033 at the option of the debenture holders.
- 14 Interest on CFCDs accrued will be paid in accordance with permitted distribution as defined in the financing documents executed with senior NCD holders of the company.

**Reconciliation of the number of CFCDs of INR 10/- each outstanding at**

Particulars	As at March 31, 2024	As at March 31, 2023
At the beginning of the year	21,43,75,000	21,43,75,000
Add: Issued during the year	-	-
Less: Redeemed during the year	-	-
Less: Converted during the year	-	-
<b>At the end of the year</b>	<b>21,43,75,000</b>	<b>21,43,75,000</b>

**16.3 Terms of Working Capital Loan**

The company has availed working capital facility from IndusInd Bank Limited amounting to INR 13,500.00 lakhs out of which INR 1,615.95 lakhs (March 31,2023: INR 1,980.07 lakhs; April 1,2022: INR 13,487.75 lakhs) was drawdown as working capital.

**Salient terms of working capital facility:**

- 1 First ranking charge by way of hypothecation over present and future current assets of the company as more particularly set out in, and
- 2 A first ranking charge in accordance with the terms of the Deed of Hypothecation, over certain Trust and Retention Accounts as
- 3 Second charge by way of mortgage over the moveable (other than current assets) and immovable assets (both present and future) of the Restricted Group entities in connection with the Project (including leasehold rights, but excluding immovable property in respect of which only a right to use has been provided), in each case, as more particularly identified in, and in accordance with the terms of, the Mortgage Documents;
- 4 Second charge on the Pledged Shares of the company and each other Restricted Group Issuer entities held by CGEIP in accordance with the terms of the Share Pledge Agreement.
- 5 Non disposal undertaking (NDU) is issued in respect of NDU shares as defined in the facility agreement signed with working capital lender.
- 6 Second ranking charge over the Power Purchase Agreements entered into by the company, Insurance Contracts and other project documents entered into by the company in relation to the Project, in accordance with the terms of the Deed of Hypothecation.
- 7 Second ranking charge over the Senior Debt Enforcement Proceeds Account, in accordance with the terms of the Deed of Hypothecation; and
- 8 Guarantee issued by other restricted group issuers in favour of security trustee for the benefit of working capital lender.
- 9 The above facility carries an floating rate of one year MCLR plus 0.30% p.a.and for Working capital demand facility, interest to be decided mutually at the time of drawdown.
- 10 The company has used the borrowings from banks and financial institutions as applicable for the FY 2023-24 ; FY 2022-23 and FY 2021-22 for the specific purpose for which it was taken.
- 11 The company has taken working capital facility from IndusInd Bank Ltd (IBL) on the basis of security of current assets in respect to which stock statement is filed with bank. The stock statement are in agreement with trade receivable as per books of accounts as on June 2023, as on September 2023 and as on December 2023. A reconciliation of stock statement with trade receivable as per books of accounts as on March 2024; March 2023 and April 01, 2022 has been disclosed below:

Particulars	March 31, 2024	March 31, 2023	April 1, 2022
Trade Receivables as per Stock Statement submitted to IBL (A)	2,973.55	5,912.00	23,342.00
Add: Generation Based Incentive (GBI)* (B)	285.54	189.00	706.00
<b>Trade Receivable as per Financial Statements (A+B)</b>	<b>3,259.09</b>	<b>6,101.00</b>	<b>24,048.00</b>

\*As per sanction letter with IBL, only receivable from discoms and corporates to be considered while arriving at trade receivables, therefore receivable of GBI income excluded from Trade receivable while submitting stock statement to IBL

**16.4 Changes in liabilities arising from financing activities**

Particulars	As at April 01, 2023	Financing cash flows (i)	Accruals (ii)	As at March 31, 2024
Working capital loan from bank	1,995.11	(473.20)	99.71	1,621.62
Non-convertible debentures	89,068.23	(16,042.07)	12,360.05	85,386.21
Compulsory convertible debentures	13,197.13	(1,361.54)	1,511.28	13,346.87
Other borrowing cost	-	(177.37)	177.37	-
<b>Total liabilities from financing activities</b>	<b>1,04,260.47</b>	<b>-18,054.18</b>	<b>14,148.41</b>	<b>1,00,354.70</b>

Particulars	As at April 01, 2022	Financing cash flows (i)	Accruals (ii)	As at March 31, 2023
Working capital loan from bank	13,487.75	(11,824.59)	331.95	1,995.11
Non-convertible debentures	92,520.36	(13,797.80)	10,345.67	89,068.23
Compulsory convertible debentures	14,218.49	(2,678.21)	1,656.85	13,197.13
Other borrowing cost	-	(162.68)	162.68	-
<b>Total liabilities from financing activities</b>	<b>1,20,226.60</b>	<b>-28,463.28</b>	<b>12,497.15</b>	<b>1,04,260.47</b>

- (i) The cash flows make up the net amount of proceeds from and repayments of borrowings, interest and other liabilities arising from financing activities in the cash flow statement.
- (ii) Includes interest & redemption premium accruals and amortization of discounts & borrowing costs.

**17 Other financial liabilities**

Particulars	As at March 31, 2024	As at March 31, 2023	As at April 01, 2022
<b>Current</b>			
<b>Financial liabilities at amortised cost:</b>			
Dues to related party (Refer note 34)	219.49	727.54	902.79
<b>Total</b>	<b>219.49</b>	<b>727.54</b>	<b>902.79</b>

17.1 Details of fair value of the liabilities is disclosed in note 36.



**18 Provisions**

Particulars	As at March 31, 2024	As at March 31, 2023	As at April 01, 2022
<b>Non-current</b>			
Provision for employee benefits - Gratuity (refer note 33)	120.95	95.39	80.58
<b>Total</b>	<b>120.95</b>	<b>95.39</b>	<b>80.58</b>
<b>Current</b>			
Provision for employee benefits - Gratuity (refer note 33)	13.66	10.65	12.06
- Compensated absences	48.61	44.08	32.61
<b>Total</b>	<b>62.27</b>	<b>54.73</b>	<b>44.67</b>

**19 Trade payables**

Particulars	As at March 31, 2024	As at March 31, 2023	As at April 01, 2022
(a) Total outstanding dues of micro and small enterprises	5.15	2.78	1.47
(b) Total outstanding dues of creditors other than micro and small enterprises	706.78	736.58	297.06
<b>Total</b>	<b>711.93</b>	<b>739.36</b>	<b>298.53</b>

**19.1** The credit period in respect of trade payables ranges between 30 to 45 days.

**19.2** For explanations on the Company's liquidity risk management processes, refer note 35.

**19.3 Disclosures as required under section 22 of the Micro, Small and Medium Enterprises Development Act, 2006 (MSMED Act):**

The amounts due to Micro and Small Enterprises as defined in the 'The Micro, Small and Medium Enterprises Development Act, 2006' has been determined to the extent such parties have been identified on the basis of information available with the Company. This has been relied upon by the auditors.

Particulars	As at March 31, 2024	As at March 31, 2023	As at April 01, 2022
(a) Principal amount due to suppliers registered under the MSMED Act and remaining unpaid as at year end	5.15	2.78	1.47
(b) Interest due to suppliers registered under the MSMED Act and remaining unpaid as at year end	-	-	-
(c) Principal amounts paid to suppliers registered under the MSMED Act, beyond the appointed day during the year	-	-	-
(d) Interest paid, other than under Section 16 of MSMED Act, to suppliers registered under the MSMED Act, beyond the appointed day during the year	-	-	-
(e) Interest paid, under Section 16 of MSMED Act, to suppliers registered under the MSMED Act, along with the amount of the payment made to the supplier beyond the appointed day during the year	-	-	-
(f) Interest due and payable towards suppliers registered under MSMED Act, for payments already made	-	-	-
(g) Further interest remaining due and payable for earlier periods	-	-	-



19.4 Ageing of trade payables

As on March 31, 2024

Particulars	Accruals	Not due	Outstanding for following periods from due date of invoice				Total
			Less than 1 year	1-2 Years	2-3 years	More than 3 years	
Undisputed dues							
- MSME	-	-	5.15	-	-	-	5.15
- Others	308.55	-	394.23	4.00	-	-	706.78
Disputed dues							
- MSME	-	-	-	-	-	-	-
- Others	-	-	-	-	-	-	-
<b>Total</b>	<b>308.55</b>	<b>-</b>	<b>399.38</b>	<b>4.00</b>	<b>-</b>	<b>-</b>	<b>711.93</b>

As on March 31, 2023

Particulars	Accruals	Not due	Outstanding for following periods from due date of invoice				Total
			Less than 1 year	1-2 Years	2-3 years	More than 3 years	
Undisputed dues							
- MSME	-	-	2.78	-	-	-	2.78
- Others	78.66	-	654.00	3.91	-	-	736.58
Disputed dues							
- MSME	-	-	-	-	-	-	-
- Others	-	-	-	-	-	-	-
<b>Total</b>	<b>78.66</b>	<b>-</b>	<b>656.78</b>	<b>3.91</b>	<b>-</b>	<b>-</b>	<b>739.36</b>

As on April 01, 2022

Particulars	Accruals	Not due	Outstanding for following periods from due date of invoice				Total
			Less than 1 year	1-2 Years	2-3 years	More than 3 years	
Undisputed dues							
- MSME	-	-	1.47	-	-	-	1.47
- Others	78.67	-	218.39	-	-	-	297.06
Disputed dues							
- MSME	-	-	-	-	-	-	-
- Others	-	-	-	-	-	-	-
<b>Total</b>	<b>78.67</b>	<b>-</b>	<b>219.86</b>	<b>-</b>	<b>-</b>	<b>-</b>	<b>298.53</b>



**20 Other current liabilities**

Particulars	As at March 31, 2024	As at March 31, 2023	As at April 01, 2022
Statutory remittances	43.53	39.45	31.12
<b>Total</b>	<b>43.53</b>	<b>39.45</b>	<b>31.12</b>

**21 Revenue from operations**

Particulars	For the year ended March 31, 2024	For the year ended March 31, 2023
Sale of electricity	22,584.65	22,177.05
<b>Other operating income</b>		
- Generation Based Incentive (GBI)	1,023.62	1,730.72
<b>Total</b>	<b>23,608.27</b>	<b>23,907.77</b>

**21.1** The Company presently recognises its revenue from contract with customers for sale of electricity over time for each unit of electricity delivered to customers. Generation Based Incentive (GBI) income is recognized over time at the same time as the revenue in relation to sale of electricity generation is recognized.

External revenue by timing of revenue	For the year ended March 31, 2024	For the year ended March 31, 2023
Goods transferred over a period of time	23,608.27	23,907.77
<b>Total</b>	<b>23,608.27</b>	<b>23,907.77</b>

**21.2 Contract balances**

The following table provides information about receivables and contract asset from contract with customers.

Particulars	As at March 31, 2024	As at March 31, 2023	As at April 01, 2022
<b>Contract asset</b>			
<b>Non Current</b>			
Unbilled revenue (Refer note 21.3)	4,210.34	4,147.14	3,642.89
Less: Allowance for unbilled revenue	(1,063.93)	(1,063.93)	(2,249.93)
	<b>3,146.41</b>	<b>3,083.21</b>	<b>1,392.96</b>
<b>Current</b>			
Unbilled revenue	1,400.33	1,128.24	1,378.09
<b>Total</b>	<b>4,546.74</b>	<b>4,211.45</b>	<b>2,771.05</b>
<b>Receivables</b>			
Trade receivable - Current	3,259.09	6,101.18	24,047.69
<b>Total</b>	<b>7,805.83</b>	<b>10,312.63</b>	<b>26,818.74</b>

Contract asset is the right to consideration in exchange for goods or services transferred to the customer. Contract liability is the company's obligation to transfer goods or services to a customer for which the company has received consideration from the customer in advance. The company has no contract liability as at March 31, 2024, March 31, 2023 and April 01, 2022.

**21.3** The above non-current unbilled revenue represents amount receivable for sale of electricity towards 6.3 MW for which Wind Energy Purchase Agreement (WEPA) has not been signed till date. Refer note 31.





**21.4 Significant changes in unbilled revenue during the year**

Particulars	As at March 31, 2024	As at March 31, 2023
Opening balance	4,211.45	2,771.05
Less: Billed during the year	(1,590.46)	(1,378.09)
Add: Unbilled during the year	1,925.75	1,632.48
Add/Less: Other adjustment	-	1,186.01
<b>Closing balance</b>	<b>4,546.74</b>	<b>4,211.45</b>

Movement in Allowance for doubtful unbilled revenue	As at March 31, 2024	As at March 31, 2023
At the beginning of the year	1,063.93	2,249.93
Arising during the year	-	-
Utilised/reversed during the year	-	(1,186.00)
<b>At the end of the year</b>	<b>1,063.93</b>	<b>1,063.93</b>

**21.5** The Company receives payments from customers based upon contractual billing schedules. Accounts receivable are recorded when the right to consideration becomes unconditional.

**21.6 Reconciliation of revenue recognised in the statement of profit and loss with the contracted price:**

Particulars	For the year ended March 31, 2024	For the year ended March 31, 2023
Contracted price with the customers	23,608.27	23,907.77
Reduction towards variables considerations (Discounts, rebates, refunds, credits, price concessions)	-	-
<b>Revenue from contracts with customers (as per statement of profit and loss)</b>	<b>23,608.27</b>	<b>23,907.77</b>

**21.7** There are no performance obligations that are unsatisfied or partially unsatisfied as at March 31, 2024, March 31, 2023 and April 01, 2022.



**22 Other income**

Particulars	For the year ended March 31, 2024	For the year ended March 31, 2023
<b>Interest income on financial assets measured at amortised cost</b>		
Bank deposits	822.18	577.07
Loans given to related parties (refer note 22.1)	1,583.76	392.51
Overdue trade receivables	361.84	3,483.32
	<b>2,767.78</b>	<b>4,452.90</b>
<b>Income on financial assets measured at FVTPL</b>		
Loans given to related parties	781.66	482.65
	<b>781.66</b>	<b>482.65</b>
<b>Other income</b>		
Interest on income tax refund	-	11.73
Sundry balances written back	-	1,211.30
Miscellaneous income	-	0.28
	-	<b>1,223.31</b>
<b>Total</b>	<b>3,549.44</b>	<b>6,158.86</b>

**22.1** Includes INR 354.31 lakhs pertaining to re-estimation of future cash flows, which is primarily on account of change in lending rate due to increase in withholding tax rates with effect from July 2023.

**23 Operating and maintenance expenses**

Particulars	For the year ended March 31, 2024	For the year ended March 31, 2023
Operating and maintenance expenses	3,889.27	3,715.07
Transmission, open access and other operating charges	121.48	124.17
<b>Total</b>	<b>4,010.75</b>	<b>3,839.24</b>

**24 Employee benefit expense**

Particulars	For the year ended March 31, 2024	For the year ended March 31, 2023
Salaries, wages and bonus	978.16	658.44
Contributions to provident and other funds (refer note 33)	49.54	27.22
Gratuity (Refer note 33)	24.47	22.05
Compensated absences	6.93	15.67
Staff welfare expenses	23.02	18.69
<b>Total</b>	<b>1,082.12</b>	<b>742.07</b>

**25 Finance costs**

Particulars	For the year ended March 31, 2024	For the year ended March 31, 2023
<b>Interest and finance charges on financial liabilities carried at amortised cost</b>		
- Working capital facility	99.71	331.95
- Non-convertible debentures (refer note 25.1)	12,360.05	10,345.67
- Liability component of compulsory convertible debentures	1,511.28	1,656.85
Other borrowing cost	177.37	162.68
<b>Total</b>	<b>14,148.41</b>	<b>12,497.15</b>

**25.1** Includes INR 2,391.08 lakhs pertaining to re-estimation of future cash flows, which is primarily on account of increase in withholding tax rates with effect from July 2023.



**26 Depreciation and amortisation expense**

Particulars	For the year ended March 31, 2024	For the year ended March 31, 2023
Depreciation of property, plant and equipment (refer note 4)	5,101.55	5,306.60
Amortisation of right-of-use assets (refer note 5)	0.40	0.40
<b>Total</b>	<b>5,101.95</b>	<b>5,307.00</b>

**27 Other expenses**

Particulars	For the year ended March 31, 2024	For the year ended March 31, 2023
Allocable common overheads**	930.41	901.98
Asset written off	-	2.37
Computer expenses	9.48	4.90
Corporate social responsibility expenses (refer note 27.2)	22.94	17.50
Insurance	350.42	343.42
Legal and professional fees	126.89	224.84
Payment to auditors (refer note 27.1)	30.86	21.87
Printing and stationery	2.94	4.09
Provision for balances with government authorities	42.81	-
Rent (Refer note 5)	13.58	11.31
Rates and taxes	71.29	72.00
Repairs and maintenance		
- Plant & machinery	71.37	53.95
- Others	38.28	65.59
Travelling, lodging and boarding	71.13	73.56
Miscellaneous expenses	123.15	74.57
<b>Total</b>	<b>1,905.55</b>	<b>1,871.95</b>

\*\*Allocable common overheads represent allocation of common expenses incurred by Continuum Green Energy (India) Private Limited, the parent company on behalf of its group companies.

**27.1 Auditors remuneration and out-of-pocket expenses:**

Particulars	For the year ended March 31, 2024	For the year ended March 31, 2023
<b>As Auditor:</b>		
- Statutory audit fees	30.86	21.24
<b>In other capacity:</b>		
Others services	-	0.35
Out of pocket expenses	-	0.28
<b>Total</b>	<b>30.86</b>	<b>21.87</b>



**27.2 Expenses on corporate social responsibility**

No.	Particulars	For the year ended March 31, 2024	For the year ended March 31, 2023
1	Amount required to be spent by the Company during the year (under Section 135 of the Companies Act, 2013)	20.74	17.38
2	<b>Amount of expenditure incurred</b>		
	(i) Construction/acquisition of any asset	-	-
	(ii) On purposes other than (i) above	22.94	17.50
3	<b>Amount not spend during the year on:</b>		
	(i) Construction/acquisition of any asset	-	-
	(ii) On purposes other than (i) above	-	-
4	Amount of shortfall for the year	-	-
5	Amount of cumulative shortfall at the end of the year	-	-
6	Reason for shortfall	Not applicable	Not applicable
7	Amount yet to be spent/paid	-	-
8	Details of Related party transactions	Not applicable	Not applicable
9	Liability incurred by entering into contractual obligations	-	-
10	Nature of CSR activities:	Contribution to the prime minister's care fund and promoting education.	

There is no provision made towards CSR expenditure by entering into a contractual obligation.

**28 Current tax and deferred tax**

**28.1 Income tax expense recognised in statement of profit and loss**

Particulars	For the year ended March 31, 2024	For the year ended March 31, 2023
<b>Current tax:</b>		
Short provision of tax relating to earlier years	48.50	-
	<b>48.50</b>	-
<b>Deferred tax (credit):</b>		
In respect of current year	2,478.74	1,185.29
	<b>2,478.74</b>	<b>1,185.29</b>
<b>Total tax expense recognised in the reporting year</b>	<b>2,527.24</b>	<b>1,185.29</b>



**28.2 Income tax recognised in other comprehensive income**

Particulars	For the year ended March 31, 2024	For the year ended March 31, 2023
<b>i) Deferred tax</b>		
Remeasurement gain/(loss) on defined benefit plans	1.03	(0.68)
<b>Total</b>	<b>1.03</b>	<b>(0.68)</b>

**28.3 Reconciliation of income tax expense and the accounting profit multiplied by Company's domestic tax rate:**

Particulars	For the year ended March 31, 2024	For the year ended March 31, 2023
Profit before tax	908.93	5,809.22
<b>Tax rate</b>	<b>25.17%</b>	<b>25.17%</b>
Income Tax using the Company's domestic tax rate #	228.76	1,462.06
Effect of items that are not deductible in determining taxable profit	-	4.43
Effect of items not taxable in determining taxable income	-	(298.57)
Income tax related to earlier years	709.81	(818.48)
Deferred tax not recognised	1,588.67	835.85
<b>Income tax expense recognised in Statement of Profit and Loss</b>	<b>2,527.24</b>	<b>1,185.29</b>

# The tax rate used for the reconciliations above is the corporate tax rate plus surcharge (as applicable) on corporate tax, education cess and secondary and higher education cess on corporate tax, payable by corporate entities in India on taxable profits under Income Tax Act, 1961.

In pursuance of Section 115BAA of the Income Tax Act, 1961 announced by the Government of India through Taxation Laws (Amendment) Ordinance, 2019, the Company has opted for irrevocable option of shifting to lower tax rate w.e.f. FY 2019-20.

**28.4** The Company does not have any transaction which is not recorded in the books of accounts that has been surrendered or disclosed as income during the year in the tax assessments under the Income Tax Act, 1961 (such as, search or survey or any other relevant provisions of the Income Tax Act, 1961).



**BOTHE WINDFARM DEVELOPMENT PRIVATE LIMITED**

CIN: U40102MH2011PTC218158

Notes to the Financial Statements as at March 31, 2024

All amounts are ₹ in Lakhs unless otherwise stated

**29 Earnings per Equity Share**

Particulars	For the year ended March 31, 2024	For the year ended March 31, 2023
(a) (Loss) / Profit for the year	(1,618.31)	4,623.93
(b) Weighted average number of ordinary shares outstanding for the purpose of basic earnings per share (numbers)	42,87,50,000	42,87,50,000
(c) Effect of potential ordinary shares (numbers)	-	-
(d) Weighted average number of ordinary shares in computing diluted earnings per share [(b) + (c)] (numbers)	42,87,50,000	42,87,50,000
(e) Earnings per share (face value of ₹ 10/- each)		
– Basic [(a)/(b)] (₹)	(0.38)	1.08
– Diluted [(a)/(d)] (₹)	(0.38)	1.08

**29.1 Reconciliation of number of equity shares for EPS**

Particulars	For the year ended March 31, 2024	For the year ended March 31, 2023
Equity shares outstanding	21,43,75,000	21,43,75,000
Instruments mandatorily convertible into equity shares - Compulsory convertible debentures in the ratio 1:1	21,43,75,000	21,43,75,000
<b>Total considered for Basic EPS</b>	<b>42,87,50,000</b>	<b>42,87,50,000</b>

**30 Contingent liabilities and commitments**

Particulars	As at March 31, 2024	As at March 31, 2023	As at April 01, 2022
<b>Contingent Liabilities</b>			
Income tax demands	-	48.51	48.51
<b>Commitments</b>			
Estimated amount of commitment (other than capital commitment) remaining to be executed (net of advances)	-	207.00	207.00

**30.1** The Company has, on a joint and several basis along with other Restricted Group Issuers, guaranteed the amount of NCDs (including related interest and premium) issued by the other Restricted Group Issuers to Continuum Energy Levanter Pte. Ltd. as per the terms of the Deed of Guarantee. The Company did not expect any outflow of economic resources in respect of the above and therefore no provision was made in respect thereof. Refer note 16.1

**30.2** The company does not have any long term contract including derivative contracts for which there are any material foreseeable losses.

**31 Unbilled revenue**

Out of 199.9 MW capacity, Wind Energy Purchase Agreements (WEPA) have been signed between Bothe and Maharashtra State Electricity Distribution Company Limited (MSEDCL) for 193.4 MW. Due to delay in implementation of policy for renewable energy by the state government and also due to delay in receipt of registration certificates from Maharashtra Energy Development Agency (MEDA) against 3 WTGs, a pre-requisite for execution of WEPAs, WEPAs are not executed for 6.3 MW capacity of these 3 WTGs. Upon receipt of registration certificates, Bothe approached MSEDCL for signing of PPAs towards these WTGs. However, MSEDCL had taken a contrary & arbitrary view and rejected Bothe's valid application for signing PPAs.



**BOTHE WINDFARM DEVELOPMENT PRIVATE LIMITED**

**CIN: U40102MH2011PTC218158**

**Notes to the Financial Statements as at March 31, 2024**

**All amounts are ₹ in Lakhs unless otherwise stated**

Bothe approached MERC where Bothe has received partial favourable order, pursuant to which Bothe has received collection of INR 91 lakhs against generation till March 31, 2017 in financial year 2021-22. Bothe has challenged MERC Order in Appellate Tribunal for Electricity (APTEL). Bothe has received a favourable judgement from APTEL where APTEL has upheld the matter and directed MSEDCL to:

- i. immediately sign 6.3 MW PPA with Bothe effective from application date for MEDA registration;
- ii. to pay tariff at Average Power Purchase Price (APPC) for the power supplied from the date of commissioning till application date for MEDA registration and
- iii. to sign PPA w.e.f MEDA registration application date at the rate approved by MERC for WTGs commissioned in financial year 2014-15.

In October 2022; MH Discom has been granted interim stay by Honourable Supreme court against the APTEL judgment, however the Honourable Supreme Court ha directed MSEDCL;

- i. to deposit INR 3,000 with the Honourable Supreme Court;
- ii. to pay Bothe for the electricity supplied to MH Discom at the rate of INR 3.5/ kWh and to deposit the difference amount with Honourable Supreme Court on bi-monthly basis.

The Group believes that as per the judgement pronounced by APTEL vide order dated August 18, 2022, other facts mentioned above and as per legal opinion of the lawyers, Bothe is rightfully eligible for revenues towards 6.3 MW capacity at MERC stipulated tariff. However, considering that counterparty has approached the higher judicial authority, the Group has recognised the unbilled revenue till balance sheet date at APPC rate and reversed excess provision of INR 1,186 lakhs.

**32 Segment information**

**32.1** The Company has identified one operating segment viz, "Generation and sale of electricity" which is consistent with the internal reporting provided to the Board of Directors, who has been identified as the chief operating decision maker (CODM). The CODM is responsible for allocating resources and assessing performance of the operating segment of the Company.

**32.2 Geographical information**

The Company presently caters to only domestic market i.e., India and hence there is no revenue from external customers outside India nor any of its non-current asset is located outside India.

**32.3 Information about major customers**

Revenue from operations includes revenue arising from sale of electricity of INR 22,584.65 lakhs (Year ended March 31, 2023: INR 22,177.05 lakhs) which arose from sales to one (year ended March 31, 2023: one) major customer which account for 95.66% (year ended March 31, 2023 : 92.76% ) of the total revenue.



**33 Employee benefit plans**

**33.1 (a) Defined contribution plans:**

The Company participates in Provident fund as defined contribution plans on behalf of relevant personnel. Any expense recognised in relation to provident fund represents the value of contributions payable during the period by the Company at rates specified by the rules of provident fund. The only amounts included in the balance sheet are those relating to the prior months contributions that were not paid until after the end of the reporting period.

**Provident fund**

In accordance with the Employee's Provident Fund and Miscellaneous Provisions Act, 1952, eligible employees of the Company are entitled to receive benefits in respect of provident fund, a defined contribution plan, in which both employees and the Company make monthly contributions at a specified percentage of the covered employees' salary. The contributions, as specified under the law, are made to the provident fund administered and managed by Government of India (GOI). The Company has no further obligations under the fund managed by the GOI beyond its monthly contributions which are charged to the statement of Profit and Loss in the period they are incurred. The benefits are paid to employees on their retirement or resignation from the Company.

Contribution to defined contribution plans, recognised in the statement of profit and loss for the year under employee benefits expense, are as under:

Particulars	For the year ended March 31, 2024	For the year ended March 31, 2023
i) Employer's contribution to provident fund and pension	49.54	27.21
ii) Employer's contribution to labour welfare fund	-	0.01
<b>Total</b>	<b>49.54</b>	<b>27.22</b>

**(b) Defined benefit plans:**

**Gratuity**

The Company has an obligation towards gratuity, an unfunded defined benefit retirement plan covering all employees, which provides for lump sum payment to vested employees at retirement or at death while in employment or on termination of the employment of an amount equivalent to 15 days salary, as applicable, payable for each completed year of service. Vesting occurs upon completion of five years of service. The Company accounts for the liability for gratuity benefits payable in the future based on an actuarial valuation.

The most recent actuarial valuation of the present value of the defined benefit obligation was carried out for the year ended March 31, 2024 by an independent actuary. The present value of the defined benefit obligation, and the related current service cost and past service cost, were measured using the projected unit credit method.

**(A) Through its defined benefit plans, the Company is exposed to a number of risks, the most significant of which are detailed below:**

**(1) Salary risk:**

The present value of the defined benefit plan liability is calculated by reference to the future salaries of members. As such, an increase in the salary of the members more than assumed level will increase the plan's liability.

**(2) Interest rate risk**

A fall in the discount rate which is linked to the G.Sec. Rate will increase the present value of the liability requiring higher provision. A fall in the discount rate generally increases the mark to market value of the assets depending on the duration of asset.

**(3) Asset liability matching risk:**

The plan faces the ALM risk as to the matching cash flow the Company has to manage pay-out based on pay as you go basis from own funds.

**(4) Mortality risk:**

Since the benefits under the plan is not payable for life time and payable till retirement age only, plan does not have any longevity risk.





**(B) Principal actuarial assumptions used:**

The principal assumptions used for the purposes of the actuarial valuations were as follows.

Particulars	As at March 31, 2024	As at March 31, 2023	As at April 01, 2022
1. Discount rate	7.19%	7.39%	6.84%
2. Salary escalation	10.00%	10.00%	10.00%
3. Expected return of Assets	NA	NA	NA
4. Rate of employee turnover	12.00%	12.00%	12.00%
5. Mortality rate	Indian Assured Lives Mortality 2012-14 (Urban)		

**(C) Expenses recognised in statement of profit and loss**

Particulars	For the year ended March 31, 2024	For the year ended March 31, 2023
Current service cost	15.88	13.16
Net interest cost	7.84	6.10
Past Service Cost	-	-
Expected contributions by the employees	-	-
(Gains)/losses on curtailments and settlements	-	-
Net effect of changes in foreign exchange rates	-	-
Liability transferred in/ acquisitions	0.75	-
Liability transferred out/ divestments	-	2.79
<b>Components of defined benefit cost recognised in profit or loss (Refer note 24)</b>	<b>24.47</b>	<b>22.05</b>

The current service cost and the net interest expenses for the year are included in the 'Employee benefits expenses' line item in the Statement of profit and loss.

**(D) Expenses recognized in the Other Comprehensive Income (OCI)**

Particulars	For the year ended March 31, 2024	For the year ended March 31, 2023
Actuarial (gains)/losses on obligation due to:		
- Due to changes in demographic assumptions	-	-
- Due to changes in financial assumptions	1.73	(3.98)
- Due to experience adjustment	2.37	1.27
Return on plan assets, excluding interest income	-	-
<b>Net (income)/expense for the period recognized in OCI</b>	<b>4.10</b>	<b>(2.71)</b>

**(E) Amount recognised in the balance sheet**

Particulars	As at March 31, 2024	As at March 31, 2023	As at April 01, 2022
Present value of funded defined benefit obligation	(134.61)	(106.04)	(92.64)
Fair value of plan assets	-	-	-
<b>Net liability arising from defined benefit obligation</b>	<b>(134.61)</b>	<b>(106.04)</b>	<b>(92.64)</b>

**(F) Net liability recognised in the balance sheet**

Recognised under: (Refer note 18)	As at March 31, 2024	As at March 31, 2023	As at April 01, 2022
Non-current provision	120.95	95.39	80.58
Current provision	13.66	10.65	12.06
<b>Total</b>	<b>134.61</b>	<b>106.04</b>	<b>92.64</b>



**(G) Movements in the present value of defined benefit obligation are as follows:**

Particulars	For the year ended March 31, 2024	For the year ended March 31, 2023
Opening defined benefit obligation	106.04	92.64
Interest cost	7.84	6.10
Current service cost	15.88	13.16
Liability transferred in/ acquisitions	0.75	8.85
Liability transferred out/ divestments	-	(2.79)
Benefits paid directly by the employer	-	(9.21)
Actuarial (gains)/losses on obligations - Due to change in financial assumptions	1.73	(3.98)
Actuarial (gains)/losses on obligations - Due to experience	2.37	1.27
<b>Closing defined benefit obligation</b>	<b>134.61</b>	<b>106.04</b>

**(H) Maturity profile of defined benefit obligation:**

Projected benefits payable in future years from the date of reporting	As at March 31, 2024	As at March 31, 2023	As at April 01, 2022
Year 1 cashflow	13.66	10.65	12.06
Year 2 cashflow	13.49	10.48	8.46
Year 3 cashflow	13.44	10.30	8.18
Year 4 cashflow	13.26	10.48	8.10
Year 5 cashflow	13.20	10.34	8.14
Year 6 to year 10 cashflow	59.17	47.82	36.85
Year 11 and above	115.35	95.56	85.23

**(I) Sensitivity analysis**

The Sensitivity analysis below has been determined based on reasonably possible change of the respective assumptions occurring at the end of the reporting period, while holding all other assumptions constant. These sensitivities show the hypothetical impact of a change in each of the lied assumptions in isolation. While each of these sensitivities holds all other assumptions constant, in practice such assumptions rarely change in isolation and the asset value changes may offset the impact to some extent. For presenting the sensitivities, the present value of the Defined Benefit Obligation has been calculated using the projected unit credit method at the end of the reporting period, which is the same as that applied in calculating the Defined Benefit Obligation presented above. There was no change in the methods and assumptions used in the preparation of the Sensitivity Analysis from previous year.

Projected benefits payable in future years from the date of reporting	For the year ended March 31, 2024	For the year ended March 31, 2023
<b>Projected benefit obligation on current assumptions</b>		
<b>Rate of discounting</b>		
Impact of +1% change	(8.24)	(6.58)
Impact of -1% change	9.32	7.44
<b>Rate of salary increase</b>		
Impact of +1% change	6.62	5.62
Impact of -1% change	(6.48)	(5.34)
<b>Rate of employee turnover</b>		
Impact of +1% change	(0.86)	(0.77)
Impact of -1% change	0.91	0.81

**(J) Other disclosures**

The weighted average duration of the obligations as at March 31, 2024 is 8 years (as at March 31, 2023: 8 years and as at April 01, 2022: 9 years).



**34 Related party disclosures**

**34.1 Details of related parties**

<b>Description of relationship</b>	<b>Name of the related party</b>
<b>Ultimate Parent Company</b>	Continuum Green Energy Limited, Singapore
<b>Parent Company</b>	Continuum Green Energy (India) Private Limited
<b>Fellow subsidiaries (where transactions have taken place)</b>	Continuum Energy Levanter Pte. Ltd.  Trinethra Wind and Hydro Power Private Limited DJ Energy Private Limited Uttar Urja Projects Private Limited Watsun Infrabuilt Private Limited Renewable Trinethra Private Limited Continuum Trinethra Renewables Private Limited
<b>Enterprises over which KMP has significant influence (where transactions have taken place)</b>	Sandhya Hydro Power Projects Balargha Private Limited
<b>Key management personnel</b>	Marc Maria van't Noordende Director (upto September 7, 2022) Raja Parthasarathy Director Arvind Bansal Director & Chief Executive Officer of parent company Gautam Chopra Vice President - project development of parent company Ranjeet Kumar Sharma Vice President- Projects-Wind business of parent company (upto July 31, 2022) Nilesh Patil Director (w.e.f. September 20, 2022) and Finance Controller Arno Kikkert Director Daya Shah Company Secretary



34.2 Transactions during the year with related parties

S. No.	Particulars	For the year ended March 31, 2024	For the year ended March 31, 2023
<b>A</b>	<b><u>Loan given during the year</u></b>		
I	Parent company		
	Continuum Green Energy (India) Private Limited	9,000.00	6,745.42
		<b>9,000.00</b>	<b>6,745.42</b>
II	Fellow Subsidiaries		
	DJ Energy Private Limited	550.00	1,700.00
	Watsun Infrabuilt Private Limited	5,700.00	1,000.00
	Trinethra Wind and Hydro Power Private Limited	3,225.00	5,700.00
	Uttar Urja Projects Private Limited	-	1,700.00
	Renewable Trinethra Private Limited	520.00	-
		<b>9,995.00</b>	<b>10,100.00</b>
	<b>Total</b>	<b>18,995.00</b>	<b>16,845.42</b>
<b>B</b>	<b><u>Loans received back during the year</u></b>		
I	Fellow Subsidiaries		
	DJ Energy Private Limited	550.00	5,385.00
	Watsun Infrabuilt Private Limited	2,000.00	1,000.00
	Trinethra Wind and Hydro Power Private Limited	-	3,500.00
	Uttar Urja Projects Private Limited	550.00	2,000.00
	Renewable Trinethra Private Limited	520.00	-
		<b>3,620.00</b>	<b>11,885.00</b>
	<b>Total</b>	<b>3,620.00</b>	<b>11,885.00</b>
<b>C</b>	<b><u>Loan taken during the year</u></b>		
I	Fellow Subsidiaries		
	Watsun Infrabuilt Private Limited	-	2,400.00
		<b>-</b>	<b>2,400.00</b>
	<b>Total</b>	<b>-</b>	<b>2,400.00</b>
<b>D</b>	<b><u>Loan repaid during the year</u></b>		
I	Fellow Subsidiaries		
	Watsun Infrabuilt Private Limited	-	2,400.00
		<b>-</b>	<b>2,400.00</b>
	<b>Total</b>	<b>-</b>	<b>2,400.00</b>
<b>E</b>	<b><u>Other receivables</u></b>		
I	Fellow Subsidiaries		
	Continuum Trinethra Renewables Private Limited	-	1.11
		<b>-</b>	<b>1.11</b>
<b>F</b>	<b><u>Allocable overheads reimbursable to related parties</u></b>		
I	Parent company		
	Continuum Green Energy (India) Private Limited	930.41	901.98
		<b>930.41</b>	<b>901.98</b>
	<b>Total</b>	<b>930.41</b>	<b>901.98</b>
<b>G</b>	<b><u>Interest Income*</u></b>		
I	Parent company		
	Continuum Green Energy (India) Private Limited	1,923.60	671.00
		<b>1,923.60</b>	<b>671.00</b>
	<b>Total</b>	<b>1,923.60</b>	<b>671.00</b>
<b>H</b>	<b><u>Interest expense*</u></b>		
I	Parent company		
	Continuum Green Energy (India) Private Limited	2,143.75	2,143.75
		<b>2,143.75</b>	<b>2,143.75</b>
II	Fellow Subsidiaries		
	Continuum Energy Levanter Pte Ltd.	8,353.92	8,311.55
		<b>8,353.92</b>	<b>8,311.55</b>
	<b>Total</b>	<b>10,497.67</b>	<b>10,455.30</b>
<b>I</b>	<b><u>Repayment of non convertible debentures</u></b>		
I	Fellow Subsidiaries		
	Continuum Energy Levanter Pte Ltd.	7,531.87	5,214.00
		<b>7,531.87</b>	<b>5,214.00</b>
	<b>Total</b>	<b>7,531.87</b>	<b>5,214.00</b>
<b>J</b>	<b><u>Redemption premium on non convertible debentures*</u></b>		
I	Fellow Subsidiaries		
	Continuum Energy Levanter Pte Ltd.	1,910.43	1,903.82
		<b>1,910.43</b>	<b>1,903.82</b>
	<b>Total</b>	<b>1,910.43</b>	<b>1,903.82</b>
<b>K</b>	<b><u>Reimbursement of expense</u></b>		
I	Key management personnel		
		-	0.26
	<b>Total</b>	<b>-</b>	<b>0.26</b>

\* These amounts are based on contractual terms of respective financial instruments and do not include adjustments on account of effective interest rates, fair value changes, etc.



**34.3 Amounts outstanding with related parties**

S. No.	Particulars	As at March 31, 2024	As at March 31, 2023	As at April 01, 2022
<b>A</b>	<b><u>Loan receivable*</u></b>			
<b>I</b>	<b>Parent company</b>			
	Continuum Green Energy (India) Private Limited	16,333.00	7,333.45	588.02
		<b>16,333.00</b>	<b>7,333.45</b>	<b>588.02</b>
<b>II</b>	<b>Fellow subsidiaries</b>			
	DJ Energy Private Limited	-	-	3,685.00
	Trinethra Wind and Hydro Power Private Limited	8,285.00	5,060.00	2,860.00
	Uttar Urja Projects Private Limited	1,980.00	2,530.00	2,830.00
	Watsun Infrabuilt Private Limited	3,700.00	-	-
		<b>13,965.00</b>	<b>7,590.00</b>	<b>9,375.00</b>
	<b>Total</b>	<b>30,298.00</b>	<b>14,923.45</b>	<b>9,963.02</b>
<b>B</b>	<b><u>Reimbursement for allocable overheads payable</u></b>			
<b>I</b>	<b>Parent company</b>			
	Continuum Green Energy (India) Private Limited	219.49	727.54	902.79
		<b>219.49</b>	<b>727.54</b>	<b>902.79</b>
<b>C</b>	<b><u>Interest receivable*</u></b>			
<b>I</b>	<b>Parent company</b>			
	Continuum Green Energy (India) Private Limited	2,496.00	736.97	66.06
		<b>2,496.00</b>	<b>736.97</b>	<b>66.06</b>
<b>D</b>	<b><u>Interest payable*</u></b>			
<b>I</b>	<b>Parent company</b>			
	Continuum Green Energy (India) Private Limited	2,392.00	1,609.28	2,143.75
		<b>2,392.00</b>	<b>1,609.28</b>	<b>2,143.75</b>
<b>E</b>	<b><u>Other receivables</u></b>			
<b>I</b>	<b>Parent company</b>			
	Continuum Green Energy (India) Private Limited	3.36	3.36	3.36
		<b>3.36</b>	<b>3.36</b>	<b>3.36</b>
<b>II</b>	<b>Fellow Subsidiaries</b>			
	Continuum Trinethra Renewables Private Limited	1.29	1.29	-
		<b>1.29</b>	<b>1.29</b>	<b>-</b>
<b>III</b>	<b>Enterprises over which KMP has significant influence</b>			
	Sandhya Hydro Power Projects Balargha Private Limited	-	12.28	12.28
		<b>-</b>	<b>12.28</b>	<b>12.28</b>
	<b>Total</b>	<b>1.29</b>	<b>13.57</b>	<b>12.28</b>
<b>F</b>	<b><u>Non convertible debentures*</u></b>			
<b>I</b>	<b>Fellow Subsidiaries</b>			
	Continuum Energy Levanter Pte Ltd.	78,679.00	86,211.00	91,425.00
		<b>78,679.00</b>	<b>86,211.00</b>	<b>91,425.00</b>
<b>G</b>	<b><u>Interest accrued but not due on non convertible debentures*</u></b>			
<b>I</b>	<b>Fellow Subsidiaries</b>			
	Continuum Energy Levanter Pte Ltd.	1,170.00	1,152.51	1,222.25
		<b>1,170.00</b>	<b>1,152.51</b>	<b>1,222.25</b>
<b>H</b>	<b><u>Liability towards premium on redemption of NCD*</u></b>			
<b>I</b>	<b>Fellow Subsidiaries</b>			
	Continuum Energy Levanter Pte Ltd.	5,470.00	3,706.67	1,998.96
		<b>5,470.00</b>	<b>3,706.67</b>	<b>1,998.96</b>

\* These amounts are based on contractual terms of respective financial instruments and do not include adjustments on account of effective interest rates, fair value changes, etc.



**35 Financial instruments and risk management**

**35.1 Capital risk management**

The Company manages its capital to ensure that it will be able to continue as going concern while maximising the return to stakeholders through the optimisation of the debt and equity balance. The capital structure of the Company consists of net debt offset by cash and bank balances and total equity of the Company.

Particulars	As at March 31, 2024	As at March 31, 2023	As at April 01, 2022
Long term debt*	79,376.82	84,125.39	89,826.09
Short term debt*	20,977.88	20,135.08	30,400.51
Less: Cash and cash equivalents	(3,568.92)	(16,086.91)	(10,855.55)
<b>Net debt</b>	<b>96,785.78</b>	<b>88,173.56</b>	<b>1,09,371.05</b>
<b>Total Equity</b>	<b>20,645.10</b>	<b>24,761.98</b>	<b>21,084.16</b>
<b>Debt to equity ratio</b>	<b>4.86</b>	<b>4.21</b>	<b>5.70</b>

\* Debt comprises of current and non-current borrowings (including liability component of CCD amounting to INR 13,346.87 lakhs (March 31, 2023: 13,197.13 lakhs; April 01, 2022: 14,218.5 lakhs) and lease liabilities.

The Company has not defaulted on any loans payable and there has been no breach of any loan covenants.

No changes were made in the objectives, policies or processes for managing capital during the year ended March 31, 2024, and March 31, 2023.

**35.2 Categories of financial instruments**

The following table provides categorisation of all financial instruments,

Particulars	As at March 31, 2024	As at March 31, 2023	As at April 01, 2022
<b>Financial assets</b>			
<b>Measured at amortised cost</b>			
(a) Trade receivable	3,259.09	6,101.18	24,047.69
(b) Unbilled revenue	4,546.74	4,211.45	2,771.05
(c) Cash and cash equivalents	3,568.92	16,086.91	10,855.55
(d) Other bank balances	4,157.46	5,246.69	4,900.43
(e) Loans	14,258.06	5,664.73	430.95
(f) Other financial assets	139.33	730.29	503.81
<b>Measured at fair value through profit and loss (FVTPL)</b>			
(a) Loans to related parties	11,165.17	5,517.70	6,186.30
<b>Total financial assets</b>	<b>41,094.77</b>	<b>43,558.95</b>	<b>49,695.78</b>
<b>Financial liabilities</b>			
<b>Measured at amortised cost</b>			
(a) Borrowings	1,00,354.70	1,04,260.47	1,20,226.60
(b) Lease liabilities	-	-	-
(c) Trade payables	711.93	739.36	298.53
(d) Other financial liabilities	219.49	727.54	902.79
<b>Total financial liabilities</b>	<b>1,01,286.12</b>	<b>1,05,727.37</b>	<b>1,21,427.92</b>

**35.3 Financial risk management objectives**

The Company's principal financial liabilities comprise borrowings, trade and other payables. The main purpose of these financial liabilities is to finance and support the Company's operations. The Company's principal financial assets comprise loans given, cash and bank balance, trade and other receivables that derive directly from its operations.

The Company is exposed to various financial risks such as market risk, credit risk and liquidity risk. The Company's senior management team oversees the management of these risks. The Board of Directors review and agree policies for managing each of these risks, which are summarised below:

**(i). Market risk**

Market risk is the risk of loss of future earnings, to fair values or to future cash flows that may result from a change in the price of a financial instrument. The value of a financial instrument may change as a result of changes in the interest rates, foreign currency exchange rates and other market changes that affect market risk sensitive instruments. Market risk is attributable to all market risk sensitive financial instruments including investments, loans, borrowings and deposits.

The sensitivity of the relevant profit or loss item is the effect of the assumed changes in respective market risks. This is based on the financial assets and financial liabilities held at March 31, 2024, March 31, 2023, and April 01, 2022.



**a. Interest rate risk:**

Interest rate risk is the risk that the fair value or future cash flows of a financial instrument will fluctuate because of changes in market interest rates. The Company's exposure to the risk of changes in market interest rates relates primarily to the Company's debt obligations with floating interest rates and loans given to related parties with floating interest rates. Interest rate risk is measured by using the cash flow sensitivity for changes in variable interest rate. The following table provides amount of the Company's floating rate loans and borrowings:

Particulars	As at March 31, 2024	As at March 31, 2023	As at April 01, 2022
Floating rate loans given to related parties	16,333.45	7,333.45	588.02
Floating rate borrowings	1,616.00	1,980.07	13,385.97

**Interest rate sensitivity**

The following table demonstrates the sensitivity to a reasonably possible change in interest rates on that portion of loans and borrowings taken at floating rates. With all other variables held constant, the Company's loss before tax is affected through the impact on floating rate borrowings, as follows:

Particulars	For the year ended March 31, 2024	For the year ended March 31, 2023
<b>Impact on Profit/(Loss) before tax for the year</b>		
<b>Floating rate loans given to related parties</b>		
Increase by 50 Basis Points	81.67	36.67
Decrease by 50 Basis Points	(81.67)	(36.67)
<b>Floating rate borrowings</b>		
Increase by 50 Basis Points	(8.08)	(9.90)
Decrease by 50 Basis Points	8.08	9.90

The assumed movement in basis points for the interest rate sensitivity analysis is based on the currently observable market environment, showing a significantly higher volatility than in the prior years.

**b. Foreign currency risk:**

Foreign currency risk is the risk that the fair value or future cash flows of an exposure will fluctuate because of changes in foreign exchange rates. The Company does not have any exposure to foreign currency risk.

**(ii). Credit risk management**

Credit risk is the risk that counterparty will not meet its obligations under a financial instrument or customer contract, leading to a financial loss. The Company is exposed to credit risk from its operating activities (primarily trade receivables).

**a. Trade receivables**

The Company has adopted a policy of only dealing with counterparties that have sufficient credit rating. Credit risk is managed through credit approvals, establishing credit limits and continuously monitoring the credit worthiness of customers to which the Company grants credit terms in the normal course of business. On account of adoption of Ind AS 109, the Company uses expected credit loss model to assess the impairment loss or gain. The Company has applied a simplified approach under Expected Credit Loss (ECL) model for measurement and recognition of impairment losses on trade receivables.

**b. Financial instruments and cash deposits**

Credit risk from balances with banks and financial institutions is managed by the Company's in accordance with the Company's policy. Investments of surplus funds are made only with approved counterparties and within credit limits assigned to each counterparty. Counterparty credit limits are reviewed by the Company's Board of Directors on an annual basis. The limits are set to minimize the concentration of risks and therefore mitigate financial loss through a counterparty's potential failure to make payments.

**c. Financial guarantees**

Financial guarantees have been provided to the debenture trustees of non-convertible debentures issued by other Restricted Group Issuers (Refer note 16.1). The Company's maximum exposure in this respect is the maximum amount the Company could have to pay if the guarantee is called on. In this regard, the Company does not foresee any significant credit risk exposure.

**(iii). Liquidity risk management**

Liquidity risk is the risk that the Company will not be able to meet its financial obligations as they become due. Cash flow from operating activities provides the funds to service the financial liabilities on a day-to-day basis. The Company regularly monitors the rolling forecasts to ensure it has sufficient cash on an on-going basis to meet operational needs.



**Liquidity risk table**

The table below summarises the maturity profile of the Company's financial liabilities based on contractual undiscounted payments.

Particulars	Upto 1 year	1-5 years	More than 5 years	Total
<b>March 31, 2024</b>				
Working capital loan - principal	1,616.00	-	-	1,616.00
Working capital loan - interest	5.62	-	-	5.62
NCD issued to Continuum Energy Levanter Pte Ltd. - principal	7,879.50	70,799.63	-	78,679.13
NCD issued to Continuum Energy Levanter Pte Ltd. - interest & premium	7,998.71	19,263.27	-	27,261.98
CCD issued to related parties - interest	5,179.65	8,580.87	10,306.86	24,067.38
Trade payables	711.93	-	-	711.93
Other financial liabilities	219.49	-	-	219.49
<b>Total</b>	<b>23,610.90</b>	<b>98,643.77</b>	<b>10,306.86</b>	<b>1,32,561.53</b>
<b>March 31, 2023</b>				
Working capital loan - principal	1,980.07	-	-	1,980.07
Working capital loan - interest	15.04	-	-	15.04
NCD issued to Continuum Energy Levanter Pte Ltd. - principal	7,531.88	78,679.13	-	86,211.01
NCD issued to Continuum Energy Levanter Pte Ltd. - interest & premium	7,918.12	24,783.45	-	32,701.57
CCD issued to related parties - interest	4,391.57	8,580.87	12,456.48	25,428.92
Trade payables	739.36	-	-	739.36
Other financial liabilities	727.54	-	-	727.54
<b>Total</b>	<b>23,303.58</b>	<b>1,12,043.45</b>	<b>12,456.48</b>	<b>1,47,803.51</b>
<b>April 01, 2022</b>				
Working capital loan - principal	13,385.97	-	-	13,385.97
Working capital loan - interest	101.78	-	-	101.78
NCD issued to Continuum Energy Levanter Pte Ltd. - principal	5,214.38	86,211.00	-	91,425.38
NCD issued to Continuum Energy Levanter Pte Ltd. - interest & premium	8,473.95	32,619.59	-	41,093.54
CCD issued to related parties - interest	4,926.03	8,580.87	14,600.23	28,107.13
Trade payables	298.53	-	-	298.53
Other financial liabilities	902.79	-	-	902.79
<b>Total</b>	<b>33,303.43</b>	<b>1,27,411.46</b>	<b>14,600.23</b>	<b>1,75,315.12</b>

The above table details the Company's remaining contractual maturity for its non-derivative financial liabilities with agreed repayment periods. The amount disclosed in the table have been drawn up based on the undiscounted cash flows of financial liabilities based on the earliest date on which the Company can be required to pay.

**Note on management of negative working capital**

The Company has current liabilities higher than current assets by INR 9,350.80 lakhs as at March 31, 2024 taking into consideration, the projects of Company is now fully operational and having positive cashflows from operations along with long term PPAs, the Board of Directors have concluded that Company can generate sufficient future cash flows to be able to meet its current obligations, as and when due, in the foreseeable future and it also has INR 11,884.05 lakhs as undrawn working capital facility. Accordingly, the financial statements have been prepared on a going concern basis.



~



~



36 Fair Value Measurement

36.1 Fair value of financial instruments that are measured at fair value on a recurring basis

Financial assets/ financial liabilities measured at fair value	Fair value as at			Fair value hierarchy	Valuation technique(s) and key input(s)
	March 31, 2024	March 31, 2023	April 01, 2022		
Financial assets					
Loans to related parties	11,165.17	5,517.70	6,186.30	Level 3	The fair value has been determined based on discounted cash flows
	<b>11,165.17</b>	<b>5,517.70</b>	<b>6,186.30</b>		

The carrying amounts of trade receivables, trade payables, capital creditors, cash and cash equivalents and other bank balances are considered to be the same as their fair values, due to their short term nature.

36.2 Reconciliation of Level 3 fair value measurement:

Loans to related parties

Particulars	For the Year ended March 31, 2024	For the Year ended March 31, 2023
Opening balance	5,517.70	6,186.30
Additional loan/obligation	7,071.98	6,980.60
Gain/(Loss) recognised in the statement of profit and loss	781.66	482.65
Deemed contribution arising from early repayment received	693.82	3,753.14
Disposals/settlements	(2,899.99)	(11,884.99)
Closing balance	<b>11,165.17</b>	<b>5,517.70</b>

36.3 Valuation techniques and key inputs

hom

Particulars	Valuation technique	Significant unobservable inputs	Change	Sensitivity of the input to fair value
Loans to related parties	Discounted cashflows	Discount rate	0.50%	0.50% increase / decrease in the discount rate would decrease / increase the fair value by INR 118.86 lakhs / INR 120.69 lakhs (Previous year: INR 83.52 lakhs / INR 85.19 lakh).

36.3 Fair value of financial assets and financial liabilities that are measured at amortised cost:

The management believes the carrying amounts of financial assets and financial liabilities measured at amortised cost approximate their fair values.



**37 Share based payments**

**Phantom Stock Units Option Scheme (PSUOS), 2016**

Certain eligible employees of the Group are entitled to receive cash settled stock based awards pursuant to PSUOS 2016 administered by Continuum Green Energy Limited (CGEL). The scheme was approved by the Board of Directors of CGEL which was made effective from 19 July 2016. Under the terms of the Scheme, up to 3 million of Phantom Stocks Units were made available to eligible employees of the Group which entitle them to receive, cash equivalent to the difference between fair market value of the shares relevant to the date of settlement and the exercise price of the shares underlying the option, subject to maximum vesting period of 4 years during which the employee has to remain in continuous employment with the group. Options granted during the year FY 2023-24 will vest fully only at the occurrence of a Liquidity event as defined in the PSUOS, 2016.

According to the Scheme, the employee selected by the Board of CGEL from time to time will be entitled to units as per the grant letter issued by the Board, subject to the satisfaction of prescribed vesting conditions. Options granted under this scheme would vest in pre-defined percentage basis upon completion of years of services.

The movement of options outstanding under Phantom Stock Units Option Scheme are summarised below :

Phantom stock units	As at March 31, 2024		As at March 31, 2023	
	No. of Options	Weighted average exercise price	No. of Options	Weighted average exercise price
Balance at the beginning of the year	1,51,650	131.94	1,51,650	131.94
Granted during the year	16,213	862.00	-	-
Cancelled during the year	14,739	131.47	-	-
Balance at the end of the year	1,53,124	209.29	1,51,650	131.94
Exercisable at the end of the year	1,53,124	209.29	1,51,650	131.94
Weighted average fair value of the options granted during the year		-		-

**Valuation method**

The fair value is determined using a median of the equity valuations derived from three different methods; i.e., Discounted Cash Flow Method, Transaction Comparable Approach and Trading Comparable Approach.

The expenses recognised for employee services received during the year is shown in the following table:

Particulars	For the year ended March 31, 2024	For the year ended March 31, 2023
Expense arising from equity-settled share-based payment transactions	-	-



**38 Ratio Analysis and its elements**

Where any one or both the components of ratios are extracted from statement of profit and loss, the ratios are provided for the year ended March 31, 2024 and March 31, 2023. However, where both the components of ratio are extracted from the Balance sheet, the ratios are provided for all the three periods (i.e., as at March 31, 2024, as at March 31, 2023 and April 01, 2022).

**a) Current Ratio = Current assets divided by Current liabilities**

Particulars	As at March 31, 2024	As at March 31, 2023	As at April 01, 2022
Current assets	12,664.30	29,699.16	41,771.91
Current liabilities	22,015.10	21,696.16	31,677.62
<b>Ratio (In times)</b>	<b>0.58</b>	<b>1.37</b>	<b>1.32</b>
<b>% Change from previous year</b>	<b>-57.66%</b>	<b>3.79%</b>	<b>-</b>

**Reason for change more than 25%:**

The Current ratio has been decreased mainly due to long term loan given to holding company out of distributable surplus generated by the company.

**b) Return on Equity Ratio = Net profit after tax divided by average equity**

Particulars	For the year ended March 31, 2024	For the year ended March 31, 2023
Net profit after tax	(1,618.31)	4,623.93
Average equity*	22,703.54	22,923.07
<b>Ratio (In %)</b>	<b>-7.13%</b>	<b>20.17%</b>
<b>% Change from previous year</b>	<b>-135.35%</b>	

\*Average equity represents the average of opening and closing total equity.

**Reason for change more than 25%:**

Return on equity ratio is decreased mainly on account of decrease in net profit after tax due to increase in deferred tax expenses.

**c) Trade Receivables turnover ratio = Credit Sales divided by average trade receivables**

Particulars	For the year ended March 31, 2024	For the year ended March 31, 2023
Credit sales*	23,608.27	23,907.77
Average trade receivables #	4,680.14	15,074.44
<b>Ratio (In times)</b>	<b>5.04</b>	<b>1.59</b>
<b>% Change from previous year</b>	<b>216.98%</b>	

\* Credit sales includes sale of electricity and GBI.

# Trade receivables is included gross of ECL. Average Trade receivables represents the average of opening and closing trade receivables.

**Reason for change more than 25%:**

Increase in trade receivable ratio mainly on account of realisation of overdue trade receivables.

**d) Trade payables turnover ratio = Credit purchases divided by average trade payables**

Particulars	For the year ended March 31, 2024	For the year ended March 31, 2023
Credit purchases	4,010.75	3,839.24
Average Trade Payables #	702.81	514.27
<b>Ratio (In times)</b>	<b>5.71</b>	<b>7.47</b>
<b>% Change from previous year</b>	<b>-23.56%</b>	


# Trade payable excludes employee payables. Average Trade payable represents the average of opening and closing trade payables.

**e) Net Capital Turnover Ratio = Sales divided by Net Working capital**

Particulars	For the year ended March 31, 2024	For the year ended March 31, 2023
Revenue from operations (A)	23,608.27	23,907.77
Current assets (B)	12,664.30	29,699.16
Current liabilities (C)	22,015.10	21,696.16
Net working capital (D = B - C)	(9,350.80)	8,003.00
<b>Ratio (In times) (E = A / D)</b>	<b>(2.52)</b>	<b>2.99</b>
<b>% Change from previous year</b>	<b>-184.28%</b>	

**Reason for change more than 25%:**

Decrease in net capital turnover ratio mainly due to reduced net working capital because company has given long term loan to holding company out of distributable surplus generated by the company.



**BOTHE WINDFARM DEVELOPMENT PRIVATE LIMITED**

CIN: U40102MH2011PTC218158

Notes to the Financial Statements as at March 31, 2024

All amounts are ₹ in Lakhs unless otherwise stated

**f) Net profit ratio = Net profit after tax divided by Sales**

Particulars	For the year ended March 31, 2024	For the year ended March 31, 2023
Profit after tax	(1,618.31)	4,623.93
Revenue from operations	23,608.27	23,907.77
<b>Ratio</b>	<b>-6.85%</b>	<b>19.34%</b>
<b>% Change from previous year</b>	<b>-135.42%</b>	

Reason for change more than 25%:

Net profit ratio decreased due to increase in deferred tax expenses in FY 2023-24.

**g) Return on Capital employed (pre -tax) = Earnings before interest and taxes (EBIT) divided by Capital Employed**

Particulars	For the year ended March 31, 2024	For the year ended March 31, 2023
Profit before tax (A)	908.93	5,809.22
Finance cost (B)	14,148.41	12,497.15
<b>EBIT (C) = (A+B)</b>	<b>15,057.34</b>	<b>18,306.37</b>
Tangible net worth *(D)	20,645.10	24,761.98
Total debt ** (E)	1,00,354.70	1,04,260.47
Deferred tax liability (F)	5,613.39	3,974.98
<b>Capital Employed (G)=(D+E+F)</b>	<b>1,26,613.19</b>	<b>1,32,997.43</b>
<b>Ratio (In %)</b>	<b>11.89%</b>	<b>13.76%</b>
<b>% Change from previous year</b>	<b>-13.59%</b>	

\*Tangible net worth = Net worth (Shareholder's fund) -Intangible assets -Deferred tax assets

\*\* Debt comprises of current and non-current borrowings and lease liabilities.

**h) Debt Equity ratio = Total debts divided by total equity**

Particulars	As at March 31, 2024	As at March 31, 2023	As at April 01, 2022
Total debt *	1,00,354.70	1,04,260.47	1,20,226.60
Shareholder's funds	20,645.10	24,761.98	21,084.16
<b>Ratio (In %)</b>	<b>4.86</b>	<b>4.21</b>	<b>5.70</b>
<b>% Change from previous year</b>	<b>15.45%</b>	<b>-26.16%</b>	

\* Debt comprises of current and non-current borrowings and lease liabilities.

Reason for change more than 25%:

In FY 23, debt equity ratio has improved mainly due to decrease in working capital loan balance from bank.

**i) Debt service coverage ratio= Earnings available for debt services dividend by total interest and principal repayments.**

Particulars	As at March 31, 2024	As at March 31, 2023
Profit after tax (A)	(1,618.31)	4,623.93
<b>Add: Non cash operating expenses and finance cost</b>		
- Depreciation and amortisation	5,101.95	5,307.00
- Finance cost	14,148.41	12,497.15
- Loss / (Gain) on financial assets measured at FVTPL	(781.66)	(482.65)
<b>Total Non-cash operating expenses and finance cost (B)</b>	<b>18,468.70</b>	<b>17,321.50</b>
<b>Earnings available for debt services (C = A + B)</b>	<b>16,850.39</b>	<b>21,945.43</b>
<b>Debt service</b>		
Interest (D)	10,158.24	11,843.01
Principal repayments (E)	7,895.94	16,620.28
<b>Total Interest and principal repayments (F = D + E)</b>	<b>18,054.18</b>	<b>28,463.29</b>
<b>Ratio (In times) (G = C / F)</b>	<b>0.93</b>	<b>0.77</b>
<b>% Change from previous year</b>	<b>20.78%</b>	



**BOTHE WINDFARM DEVELOPMENT PRIVATE LIMITED**

**CIN: U40102MH2011PTC218158**

**Notes to the Financial Statements as at March 31, 2024**

**All amounts are ₹ in Lakhs unless otherwise stated**

**39 Additional regulatory information as required by Schedule III to the Companies Act, 2013**

- a. The Company does not have any benami property, where any proceeding has been initiated or pending against the Company for holding any benami property.
- b. The Company has not traded or invested in Crypto currency or Virtual Currency during each reporting period.
- c. There were no Scheme of Arrangements entered by the Company during each reporting period, which required approval from the Competent Authority in terms of sections 230 to 237 of the Companies Act, 2013.
- d. The Company does not have transactions with Companies struck off under Companies Act, 2013 or Companies Act, 1956.
- e. The Company has not advanced or loaned or invested funds to any other person(s) or entity(ies), including foreign entities (Intermediaries) with the understanding that the Intermediary shall:
  - (a) directly or indirectly lend or invest in other persons or entities identified in any manner whatsoever by or on behalf of the Company (Ultimate Beneficiaries) or
  - (b) provide any guarantee, security or the like to or on behalf of the Ultimate Beneficiaries.
- f. The Company has not received any fund from any person(s) or entity(ies), including foreign entities (Funding Party) with the understanding (whether recorded in writing or otherwise) that the Company shall:
  - a. directly or indirectly lend or invest in other persons or entities identified in any manner whatsoever by or on behalf of the Funding Party (Ultimate Beneficiaries) or
  - b. provide any guarantee, security or the like on behalf of the ultimate beneficiaries
- g. The Company has not been declared willful defaulter by any bank or financial institution or government or any government authority.
- h. The Company has complied with the number of layers prescribed under the Companies Act, 2013, read with the Companies (Restriction on number of Layers) Rules, 2017.
- i. There are no loans or advances to promoters, directors, KMPs and related parties, either severally or jointly with any other person, that are (a) repayable on demand or (b) without specifying any terms or period of repayment.
- j. There are no charges or satisfaction which are yet to be registered with the Registrar of Companies beyond the statutory period.



**40 First-time adoption of Ind-AS**

**40.1 Reconciliation of total equity as at March 31, 2023 and April 1, 2022**

Particulars	Note no.	As at March 31, 2023	As at April 1, 2022
<b>Total equity (shareholder's funds) under previous GAAP</b>		<b>19,949.00</b>	<b>15,990.00</b>
<b>Ind AS Adjustments:</b>			
Depreciation and interest on ROU asset and lease liability	b.	(3.38)	(2.98)
Impact of compulsory convertible debentures	c.	9,849.66	9,362.76
Impact of non-convertible debentures	d.	790.70	609.01
Impact of interest free loans to related parties (Deemed distribution)	e.	(6,426.12)	(3,306.72)
Impact of interest free loans to related parties (Deemed contribution arising from early repayment received)	e.	3,753.14	-
Impact of interest free loans to related parties (measurement at FVTPL)	e.	600.67	118.02
Impact of loans given to parent company	f.	(2,405.68)	(223.13)
Deferred tax impact	g.	(1,346.02)	(1,462.81)
<b>Total adjustment to equity</b>		<b>4,812.98</b>	<b>5,094.16</b>
<b>Total equity under Ind AS</b>		<b>24,761.98</b>	<b>21,084.16</b>

**40.2 Reconciliation of Total comprehensive income for the year ended March 31, 2023**

Particulars	Note no.	For year ended March 31, 2023
<b>Profit after tax as per previous GAAP</b>		<b>3,959.00</b>
<b>Ind AS Adjustments:</b>		
Gratuity impact as per valuation	a.	(2.71)
Depreciation and interest on ROU asset and lease liability	b.	(0.40)
Impact of compulsory convertible debentures	c.	486.90
Impact of non-convertible debentures	d.	181.69
Net gain on financial asset measured at fair value through profit or loss	e.	482.65
Interest income on loans given to parent	f.	(281.77)
Deferred tax impact	g.	(201.41)
<b>Total adjustment to profit or loss</b>		<b>664.95</b>
<b>Profit after tax under Ind AS</b>		<b>4,623.95</b>
<b>Other comprehensive income</b>		
Remeasurement of defined benefit plans	a.	2.71
Deferred tax impact	g.	(0.70)
<b>Total comprehensive income under Ind AS</b>		<b>4,625.96</b>

**Note:** Under previous GAAP, total comprehensive income was not reported. Therefore, the above reconciliation starts with profit under the previous GAAP.

**40.3 Impact of Ind AS adoption on the statements of cash flows for the year ended March 31, 2023.**

Particulars	Amount as per previous GAAP	Effect of transition to Ind AS	Amount as per Ind AS
Net cash generated from / (used in) operating activities	38,462.00	7.88	38,469.88
Net cash generated from / (used in) investing activities	(4,747.07)	(28.17)	(4,775.24)
Net cash generated from / (used in) financing activities	(28,460.65)	(2.63)	(28,463.28)
<b>Net increase/ (decrease) in cash and cash equivalents</b>	<b>5,254.28</b>	<b>(22.92)</b>	<b>5,231.36</b>
Cash and cash equivalents at the start of year	10,832.00	23.55	10,855.55
<b>Cash and cash equivalents at the end of year</b>	<b>16,086.28</b>	<b>0.63</b>	<b>16,086.91</b>



**40.4 Notes to first-time adoption:**

**a. Actuarial gains and losses**

The impact is on account of measurement of employee benefits obligations as per Ind AS 19. Under previous GAAP, actuarial gains and losses were recognised in profit and loss. Under Ind AS, the actuarial gains and losses forming part of remeasurement of the net defined benefit liability / asset, are recognised in the Other Comprehensive Income (OCI) under Ind AS instead of profit or loss.

**b. Leases**

Under previous GAAP, the lease payment made for the properties taken on lease is recognised as Rent Expenses in the Statement of Profit and Loss for the period. Ind AS 116 sets out the principles for the recognition, measurement, presentation and disclosure of leases for both lessees and lessors. It introduces a single, on balance sheet lease accounting model for lessees. Under Ind AS, the Group should recognise right-to-use asset (ROU asset) and lease liability for the properties taken on lease subject to exemption provided in the Ind AS 116. On application of Ind AS 116, the nature of expenses has changed from lease rent to depreciation cost for the right-to-use asset, and finance cost for interest accrued on lease liability. There is no change in accounting by the lessor.

**c. Compulsory convertible debentures**

As on transition date, the compulsory convertible debentures issued by the Company are classified as a compound financial instrument. Under previous GAAP, these were presented as a separate line item in the balance sheet at face value. Under Ind AS, the financial instruments are accounted for in accordance with Ind AS 32, by bifurcating the same into equity and liability component.

**d. Non-convertible debentures**

Non-convertible debentures issued by the Company are classified as financial liabilities measured at amortized cost. Under the previous GAAP, NCDs were recorded at face value along with periodic accruals for interest and premium payable. Under Ind AS, the financial instruments are accounted for in accordance with Ind AS 109, by measuring the same at amortized cost using EIR method.

**e. Interest free loans to related parties**

The Company has given interest free loans with prepayment options to related parties, which have been accounted as financial assets measured at fair value through profit or loss.

**f. Loans to parent company**

The Company has given interest bearing loans with prepayment options to parent company, which have been accounted as financial assets measured at amortized cost using EIR method.

**g. Deferred Tax**

The previous GAAP requires deferred tax accounting using the income statement approach, which focuses on differences between taxable profits and accounting profits for the period. Ind AS 12 requires entities to account for deferred taxes using balance sheet approach which focuses on temporary differences between the carrying amount of an asset or liability in the balance sheet and its tax base. Various transitional adjustments has resulted in recognition of temporary differences.



**BOTHE WINDFARM DEVELOPMENT PRIVATE LIMITED**

**CIN: U40102MH2011PTC218158**

**Notes to the Financial Statements as at March 31, 2024**

**All amounts are ₹ in Lakhs unless otherwise stated**

**41 Significant events after the reporting period**

No significant adjusting event occurred between the balance sheet date and the date of approval of these financial statements by the Board of Directors of the Company requiring adjustment or disclosure.


**42** Previous year's figures have been regrouped/reclassified wherever necessary to correspond with the current year's classification/disclosure.

**43** The previously issued financial statements of the company for the year ended March 31, 2022 were prepared in accordance with Companies (Accounting Standards) Rules, 2021 and were audited by the predecessor auditor whose report dated July 12, 2022 expressed an unmodified opinion.


**44** The financial statements were approved by the Board of Directors in their meeting held on June 7th, 2024.

For and on behalf of Board of Directors of  
BOTHE WINDFARM DEVELOPMENT PRIVATE LIMITED



  
Nileshe Patil  
Director and Finance Controller  
DIN:09426673  
Place: Mumbai  
Date: June 07, 2024

  
Raja Parthasarathy  
Director  
DIN : 02182373  
Place: Mumbai  
Date: June 07, 2024

  
Daya Shah  
Company Secretary  
Membership No. :A38079  
Place: Mumbai  
Date: June 07, 2024